

CI High Yield Bond Class

Series F CAD

FUND OVERVIEW

Signature High Yield Bond Class's investment objective is to provide a return that is similar to the return of Signature High Yield Bond Fund, or another North American and/or international bond fund managed by us (the 'Reference Fund'), that invests primarily in North American and/or international corporate, government and other bonds and other debt instruments.

FUND DETAILS

Inception date	May 2010
Total net assets (\$CAD) As at 2022-02-28	\$44.6 million
NAVPS As at 2022-04-07	\$7.3059
MER (%) As at 2021-09-30	1.09
Management fee (%)	0.80
Asset class	High Yield Bond
Currency	CAD
Minimum investment	\$500 initial/\$25 additional
Distribution frequency	Monthly
Last distribution	\$0.0547

Risk rating¹

Low	Low to medium	Medium	Medium to high	High
-----	---------------	--------	----------------	------

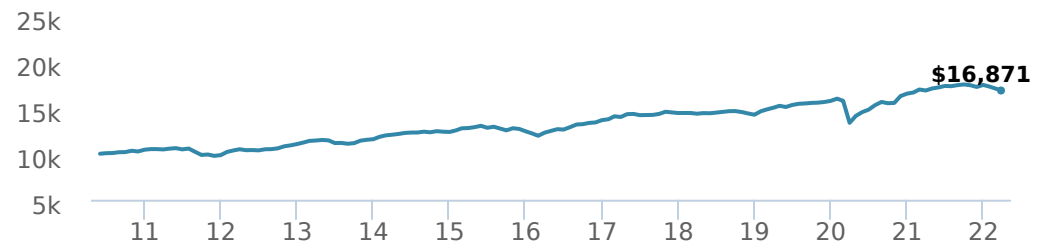
FUND CODES

F	54036
A	50036
B	DSC 51036 LL 52036 LL 53036
E	16038
EF	15038
I	55036
O	18038
P	58036

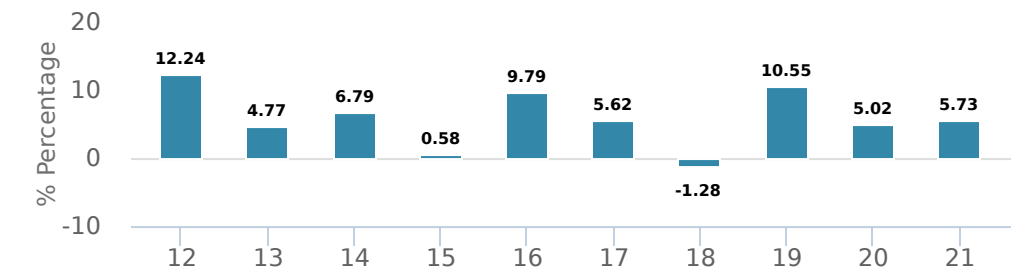
PERFORMANCE²

As at 2022-03-31

Growth of \$10,000 (since inception date)



Calendar year performance



Average annual compound returns


YTD	1 Mo	3 Mo	6 Mo	1 Y	3 Y	5 Y	10 Y	Inception*
-2.30%	-1.20%	-1.00%	-2.10%	0.60%	4.90%	4.00%	5.10%	4.70%

*Since inception date

DISTRIBUTION HISTORY³

Payable date	Total	Payable date	Total
2022-03-25	0.0547	2021-11-26	0.0520
2022-03-24	0.0520	2021-10-22	0.0520
2022-02-25	0.0520	2021-09-24	0.0520
2022-01-28	0.0520	2021-08-27	0.0520
2021-12-23	0.0520	2021-07-23	0.0520

MANAGEMENT TEAM



Geof Marshall



Brad Benson

CI PREFERRED PRICING⁴

Investment amount	Combined fee reduction
\$100,000 - \$250,000	0.03%
\$250,000 - \$500,000	0.05%
\$500,000 - \$1,000,000	0.08%
\$1,000,000 - \$2,500,000	0.13%
\$2,500,000 - \$5,000,000	0.18%
\$5,000,000 and above	0.20%

PORTFOLIO ALLOCATIONS⁵

As at 2022-03-31

Asset allocation	(%)	Sector allocation	(%)	Geographic allocation	(%)
Foreign Corporate Bonds	71.05	Fixed Income	87.73	United States	73.25
Canadian Corporate Bonds	16.50	Cash and Cash Equivalent	5.39	Canada	23.16
Cash and Equivalents	5.39	Financial Services	2.37	Other	2.03
Canadian Equity	4.60	Energy	1.09	Bermuda	0.98
US Equity	1.20	Consumer Services	0.99	United Kingdom	0.51
Canadian Government Bonds	0.64	Telecommunications	0.89	Cayman Islands	0.07
Foreign Government Bonds	0.50	Other	0.82		
International Equity	0.09	Utilities	0.52		
Other	0.02	Real Estate	0.16		
Income Trust Units	0.01	Industrial Goods	0.04		
		Consumer Goods	0.04		

TOP HOLDINGS

	Sector	(%)
1. CI High Yield Bond Fund Class I	Fixed Income	99.90%

Over 35,000 financial advisors have chosen CI Global Asset Management as a partner. We believe that Canadians have the best opportunity for investments success by using the services of a professional financial advisor. [Learn more at ci.com.](#)

¹ The risk level of a fund has been determined in accordance with a standardized risk classification methodology in National Instrument 81-102, that is based on the fund's historical volatility as measured by the 10-year standard deviation of the fund's returns. Where a fund has offered securities to the public for less than 10 years, the standardized methodology requires that the standard deviation of a reference mutual fund or index that reasonably approximates the fund's standard deviation be used to determine the fund's risk rating. Please note that historical performance may not be indicative of future returns and a fund's historical volatility may not be indicative of future volatility.

² Commissions, trailing commissions, management fees and expenses all may be associated with mutual fund investments. Please read the prospectus before investing. The indicated rates of return are the historical annual compounded total returns net of fees and expenses payable by the fund (except for figures of one year or less, which are simple total returns) including changes in security value and reinvestment of all dividends/distributions and do not take into account sales, redemption, distribution or optional charges or income taxes payable by any securityholder that would have reduced returns. Mutual funds are not guaranteed, their values change frequently, and past performance may not be repeated.

³ Please refer to the fund's simplified prospectus for distribution information.

⁴ CI Preferred Pricing fee reductions apply to management and administration fees and start at \$100,000.

⁵ Portfolio allocations will fluctuate over the life of the mutual fund as the portfolio holdings and market value of each security changes. The portfolio manager(s) may change the portfolio allocations in some or all of the sectors.

The contents are not to be used or construed as investment advice or as an endorsement or recommendation of any entity of security discussed.

Certain statements contained in this communication are based in whole or in part on information provided by third parties and CI has taken reasonable steps to ensure their accuracy.

The rates of return are used only to illustrate the effects of the compound growth rate and are not intended to reflect future values or returns on investment in an investment fund.

The "Growth of \$10,000 invested" chart shows the final value of a hypothetical \$10,000 investment in securities in this class/series of the fund as at the end of the investment period indicated and is not intended to reflect future values or returns on investment in such securities.

Management Expense Ratio ("MER") represents the trailing 12-month management expense ratio, which reflects the cost of running the fund, inclusive of applicable taxes including HST, GST and QST (excluding commissions and other portfolio transaction costs) as a percentage of daily average net asset value the period, including the fund's proportionate share of any underlying fund(s) expenses, if applicable. The MER is reported in each fund's Management Report of Fund Performance ("MRFP"). MRFPs can be found within the Documents tab on ci.com.

CI Global Asset Management is a registered business name of CI Investments Inc.

©CI Investments Inc. 2022. All rights reserved.

Published April 2022