

CI High Interest Savings Fund

Series E CAD

FUND OVERVIEW

The investment objective of fund is to maximize monthly income for unitholders while preserving capital and liquidity by investing primarily in high interest deposit accounts.

FUND DETAILS

Inception date	July 2019
CAD Total net assets (\$CAD) As at 2024-07-30	\$6.1 billion
NAVPS As at 2024-08-28	\$10.0332
MER (%) As at 2024-03-31	0.32
Management fee (%)	0.24
Asset class	Money Market
Currency	CAD
Minimum investment	\$100,000 initial/\$5,000 additional
Distribution frequency	Monthly
Last distribution	\$0.0379

Risk rating¹

Low	Low to medium	Medium	Medium to high	High
-----	---------------	--------	----------------	------

FUND CODES

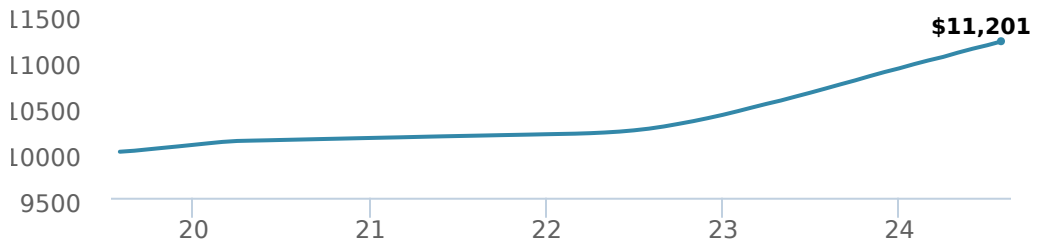
E	16043
A	ISC 2113 DSC SO* 3113 LL SO 3013
DA	DA500
DF	DF500
F	4113
I	5113
O	18043
P	90043

*No new purchases directly into switch only funds.

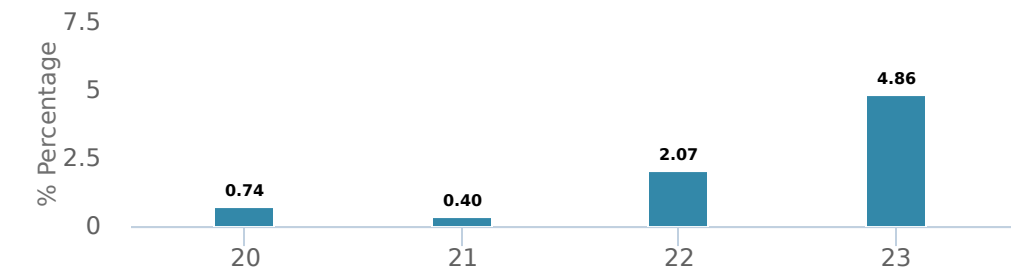
PERFORMANCE²

As at 2024-07-31

Growth of \$10,000 (since inception date)



Calendar year performance



Average annual compound returns


YTD	1 Mo	3 Mo	6 Mo	1 Y	3 Y	5 Y	10 Y	Inception*
2.70%	0.39%	1.13%	2.27%	4.82%	3.26%	2.29%	-	2.29%

*Since inception date

DISTRIBUTION HISTORY³

Payable date	Total	Payable date	Total
2024-07-30	0.0379	2024-02-28	0.0365
2024-06-27	0.0371	2024-01-30	0.0454
2024-05-30	0.0372	2023-12-29	0.0373
2024-04-29	0.0420	2023-11-29	0.0409
2024-03-27	0.0347	2023-10-30	0.0413

MANAGEMENT TEAM



Craig Allardyce

CI PREFERRED PRICING⁴

Investment amount	Combined fee reduction
\$100,000 - \$250,000	0.00%
\$250,000 - \$500,000	0.00%
\$500,000 - \$1,000,000	0.00%
\$1,000,000 - \$2,500,000	0.00%
\$2,500,000 - \$5,000,000	0.00%
\$5,000,000 and above	0.00%

CI High Interest Savings Fund

Series E CAD



PORTFOLIO ALLOCATIONS⁵

As at 2024-07-31

Asset allocation	(%)	Sector allocation	(%)	Geographic allocation	(%)
Cash and Equivalents	99.99	Cash and Cash Equivalent	99.99	Canada	99.99
Other	0.01	Other	0.01	Other	0.01

TOP HOLDINGS

	Sector	(%)
1. CI High Interest Savings ETF (CSAV)	Exchange Traded Fund	99.61%

Over 35,000 financial advisors have chosen CI Global Asset Management as a partner. We believe that Canadians have the best opportunity for investments success by using the services of a professional financial advisor. [Learn more at ci.com](https://www.ci.com).

¹ The risk level of a fund has been determined in accordance with a standardized risk classification methodology in National Instrument 81-102, that is based on the fund's historical volatility as measured by the 10-year standard deviation of the fund's returns. Where a fund has offered securities to the public for less than 10 years, the standardized methodology requires that the standard deviation of a reference mutual fund or index that reasonably approximates the fund's standard deviation be used to determine the fund's risk rating. Please note that historical performance may not be indicative of future returns and a fund's historical volatility may not be indicative of future volatility.

² Commissions, trailing commissions, management fees and expenses all may be associated with mutual fund investments. Please read the prospectus before investing. The performance data provided assumes reinvestment of distributions only and does not take into account sales, redemption, distribution or optional charges or income taxes payable by any securityholder that would have reduced returns. Please note that mutual fund securities are not covered by the Canada Deposit Insurance Corporation or by any other government deposit insurer. There can be no assurances that the fund will be able to maintain its net asset value per security at a constant amount or that the full amount of your investment in the fund will be returned to you. Past performance may not be repeated.

The annualized historical yield shown is based on the average return over seven-day period ended on %s (net of fees and expenses payable by the fund) and does not represent an actual one-year return.

³ Please refer to the fund's simplified prospectus for distribution information.

⁴ CI Preferred Pricing fee reductions apply to management and administration fees and start at \$100,000.

⁵ Portfolio allocations will fluctuate over the life of the mutual fund as the portfolio holdings and market value of each security changes. The portfolio manager(s) may change the portfolio allocations in some or all of the sectors.

The contents are not to be used or construed as investment advice or as an endorsement or recommendation of any entity of security discussed.

Certain statements contained in this communication are based in whole or in part on information provided by third parties and CI has taken reasonable steps to ensure their accuracy.

The rates of return are used only to illustrate the effects of the compound growth rate and are not intended to reflect future values or returns on investment in an investment fund.

The "Growth of \$10,000 invested" chart shows the final value of a hypothetical \$10,000 investment in securities in this class/series of the fund as at the end of the investment period indicated and is not intended to reflect future values or returns on investment in such securities.

Management Expense Ratio ("MER") represents the trailing 12-month management expense ratio, which reflects the cost of running the fund, inclusive of applicable taxes including HST, GST and QST (excluding commissions and other portfolio transaction costs) as a percentage of daily average net asset value the period, including the fund's proportionate share of any underlying fund(s) expenses, if applicable. The MER is reported in each fund's Management Report of Fund Performance ("MRFP"). MRFPs can be found within the Documents tab on ci.com.

CI Global Asset Management is a registered business name of CI Investments Inc.

©CI Investments Inc. 2024. All rights reserved.

Published August 2024