

SunWise Essential Portfolio Series Maximum Growth Segregated Fund

Guarantee Type Investment Class 75/75 CAD

FUND OVERVIEW

The Fund invests in the Portfolio Series Maximum Growth Fund. The Underlying Fund invests mostly in shares and bonds of firms from around the world.

FUND DETAILS

| | |
|--|----------------------------------|
| Total net assets (\$CAD) As at 2021-09-30 | \$522.9 thousand |
| NAVPS As at 2021-10-18 | \$22.1183 |
| MER (%) As at 2021-06-30 | 3.17 |
| Management fee (%) | 2.02 |
| Asset class | Asset Allocation |
| Currency | CAD |
| Minimum investment | \$500 initial / \$100 additional |

Risk rating¹

| | | | | |
|-----|-----------------|----------|------------------|------|
| Low | Low to moderate | Moderate | Moderate to high | High |
|-----|-----------------|----------|------------------|------|

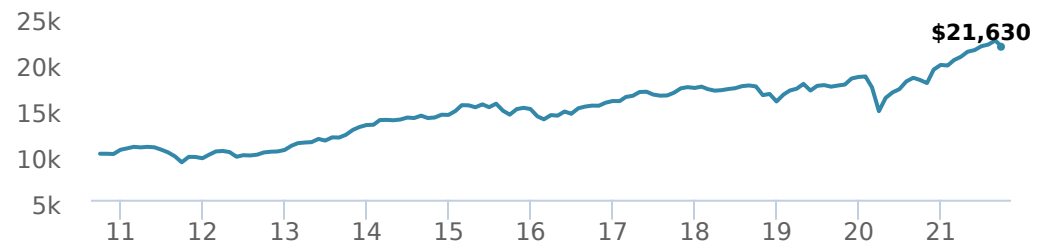
FUND CODES

| | |
|------------------------|------------------------|
| Investment Class 75/75 | ISC 12138 DSC 12238 |
| PIM CLASS | 18309 |

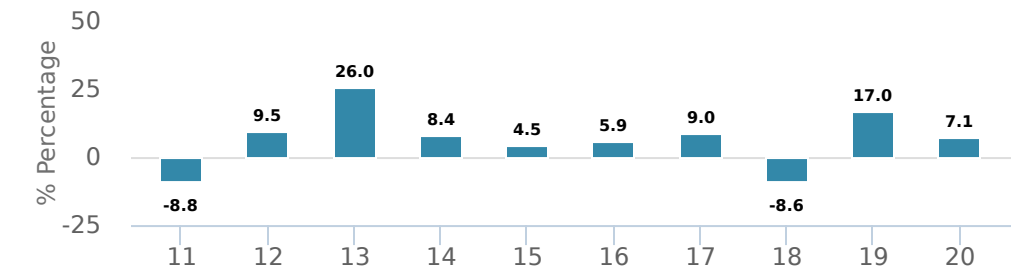
PERFORMANCE²

As at 2021-09-30

Growth of \$10,000 (since inception date)



Calendar year performance



Average annual compound returns

| | YTD | 1 Mo | 3 Mo | 6 Mo | 1 Y | 3 Y | 5 Y | 10 Y | Inception* |
|--|--------|--------|--------|-------|--------|-------|-------|-------|------------|
| | 10.10% | -3.00% | -0.20% | 5.30% | 20.00% | 7.70% | 7.30% | 9.10% | 7.20% |

*Since inception date


MANAGEMENT TEAM



CI GAM | Multi-Asset Management, led by portfolio manager Alfred Lam, oversees CI's managed solutions. The team's philosophy is centred on delivering predictable outcomes for investors by utilizing a full set of asset classes while adding value and managing risk through multiple factors. CI GAM | Multi Asset Management is a division of CI Global Asset Management, a subsidiary of CI Financial Corp.



Alfred Lam



Marchello Holditch

SunWise Essential Portfolio Series Maximum Growth Segregated Fund



Guarantee Type Investment Class 75/75 CAD

PORTFOLIO ALLOCATIONS³

As at 2021-09-30

| Asset allocation | (%) | Sector allocation | (%) | Geographic allocation | (%) |
|-------------------------|--------|---------------------|--------|-----------------------|--------|
| International Equity | 34.24% | Financial Services | 19.38% | United States | 33.31% |
| US Equity | 31.78% | Technology | 15.14% | Canada | 30.31% |
| Canadian Equity | 28.55% | Other | 13.62% | Other | 15.94% |
| Cash and Equivalents | 3.16% | Consumer Services | 9.14% | Japan | 5.91% |
| Income Trust Units | 1.31% | Basic Materials | 7.55% | United Kingdom | 4.51% |
| Commodities | 0.97% | Industrial Goods | 7.30% | France | 2.35% |
| Foreign Corporate Bonds | 0.01% | Industrial Services | 7.26% | Netherlands | 2.30% |
| Other | -0.02% | Energy | 7.07% | Germany | 2.23% |
| | | Consumer Goods | 7.01% | Cayman Islands | 1.69% |
| | | Healthcare | 6.53% | Bermuda | 1.45% |

TOP HOLDINGS

| | Sector | (%) |
|--|----------------------|--------|
| 1. CI Portfolio Series Maximum Growth Fd CI I | Mutual Fund | 99.71% |
| 2. CI Canadian Equity Corporate Class I | Mutual Fund | 11.40% |
| 3. CI Munro Global Growth Equity Fund Class I | Mutual Fund | 9.29% |
| 4. CI American Managers Corporate Class I | Mutual Fund | 7.57% |
| 5. CI Black Creek International Equity Fund CI I | Mutual Fund | 7.13% |
| 6. CI Synergy Canadian Corporate Class I | Mutual Fund | 7.03% |
| 7. CI Select Canadian Equity Fund Class I | Mutual Fund | 6.07% |
| 8. CI Emerging Markets Corporate Class I | Mutual Fund | 5.51% |
| 9. CI MStar Canada Moment Indx ETF (WXM) | Exchange Traded Fund | 5.11% |
| 10. CI Canadian Small/Mid Cap Managed Fund Class I | Mutual Fund | 5.04% |
| 11. CI Canadian Equity Income Fund Series I | Mutual Fund | 5.01% |
| 12. CI American Small Companies Corporate CI I | Mutual Fund | 4.60% |
| 13. CI International Value Corporate Class I | Mutual Fund | 4.51% |
| 14. CI MStar Intl Value Index ETF (VXM.B) | Exchange Traded Fund | 3.58% |
| 15. CI WisdomTree Japan Equ Idx ETF Non-Hgd (JAPN.B) | Exchange Traded Fund | 2.64% |
| 16. CI MStar Intl Momentum Idx ETF (ZXM.B) | Exchange Traded Fund | 2.42% |

Note: This page is not complete without disclaimers on the next page.

Over 35,000 financial advisors have chosen CI Global Asset Management as a partner. We believe that Canadians have the best opportunity for investments success by using the services of a professional financial advisor. [Learn more at ci.com](https://www.ci.com).

¹ The risk level of a fund has been determined in accordance with a standardized risk classification methodology in National Instrument 81-102, that is based on the fund's historical volatility as measured by the 10-year standard deviation of the fund's returns. Where a fund has offered securities to the public for less than 10 years, the standardized methodology requires that the standard deviation of a reference mutual fund or index that reasonably approximates the fund's standard deviation be used to determine the fund's risk rating. Please note that historical performance may not be indicative of future returns and a fund's historical volatility may not be indicative of future volatility.

² Commissions, trailing commissions, management fees and expenses all may be associated with mutual fund investments. Please read the prospectus before investing. The indicated rates of return are the historical annual compounded total returns net of fees and expenses payable by the fund (except for figures of one year or less, which are simple total returns) including changes in security value and reinvestment of all dividends/distributions and do not take into account sales, redemption, distribution or optional charges or income taxes payable by any securityholder that would have reduced returns. Mutual funds are not guaranteed, their values change frequently, and past performance may not be repeated.

³ Portfolio allocations will fluctuate over the life of the mutual fund as the portfolio holdings and market value of each security changes. The portfolio manager(s) may change the portfolio allocations in some or all of the sectors.

The contents are not to be used or construed as investment advice or as an endorsement or recommendation of any entity of security discussed.

Certain statements contained in this communication are based in whole or in part on information provided by third parties and CI has taken reasonable steps to ensure their accuracy.

The rates of return are used only to illustrate the effects of the compound growth rate and are not intended to reflect future values or returns on investment in an investment fund.

The "Growth of \$10,000" chart shows the final value of a hypothetical \$10,000 investment in securities in this class of the fund as at the end of the investment period indicated and is not intended to reflect future values or returns on investment in such securities.

Management Expense Ratio ("MER") represents the trailing 12-month management expense ratio, which reflects the cost of running the fund, inclusive of applicable taxes including HST, GST and QST (excluding commissions and other portfolio transaction costs) as a percentage of daily average net asset value the period, including the fund's proportionate share of any underlying fund(s) expenses, if applicable. The MER is reported in each fund's Management Report of Fund Performance ("MRFP"). MRFPs can be found within the Documents tab on ci.com.

CI Global Asset Management is a registered business name of CI Investments Inc.

©CI Investments Inc. 2021. All rights reserved.

Published October 2021