

# SunWise CI Canadian Premier Bond Fund

Guarantee Type Combined 75/100 CAD



## FUND OVERVIEW

The Fund invests in the CI Canadian Bond Fund.

## FUND DETAILS

Inception date	<b>December 2001</b>
CAD Total net assets (\$CAD) As at 2024-07-30	<b>\$323.3 thousand</b>
NAVPS As at 2024-08-28	<b>\$16.1668</b>
MER (%) As at 2023-12-31	<b>2.38</b>
Management fee (%)	<b>1.70</b>
Asset class	<b>Canadian Fixed Income</b>
Currency	<b>CAD</b>
Minimum investment	<b>\$500 initial/\$50 additional</b>

### Risk rating<sup>1</sup>

Low	Low to moderate	Moderate	Moderate to high	High
-----	-----------------	----------	------------------	------

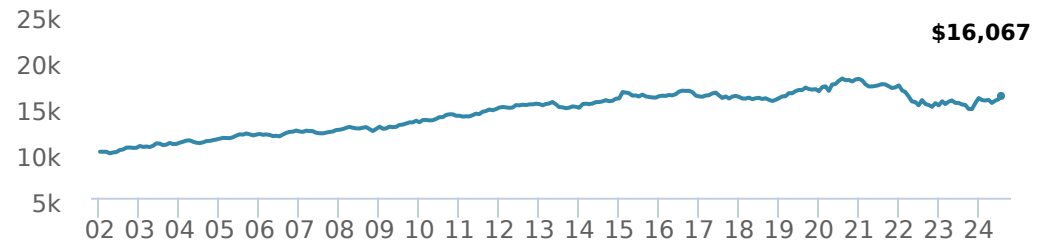
## FUND CODES

Combined 75/100	<b>ISC 8349</b> <b>DSC 8449</b>
Basic 75/75	<b>ISC 8149</b> <b>DSC 8249</b>
Basic 75/75 (2001)	<b>ISC 8183</b> <b>DSC 8283</b>
Combined 75/100 (2001)	<b>ISC 8383</b> <b>DSC 8483</b>
Full 100/100	<b>ISC 8549</b> <b>DSC 8649</b>
Full 100/100 (2001)	<b>ISC 8583</b> <b>DSC 8683</b>

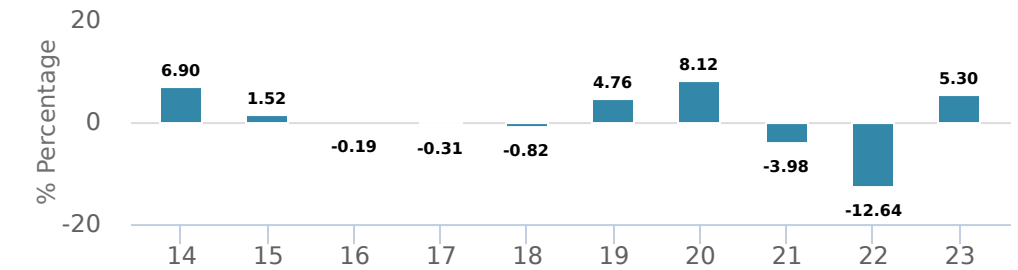
## PERFORMANCE<sup>2</sup>

As at 2024-07-31

Growth of \$10,000 (since inception date)



### Calendar year performance




### Average annual compound returns

	YTD	1 Mo	3 Mo	6 Mo	1 Y	3 Y	5 Y	10 Y	Inception*
	1.46%	2.24%	4.99%	2.91%	6.16%	-2.54%	-0.77%	0.38%	2.11%

\*Since inception date

## MANAGEMENT TEAM



John Shaw



Grant Connor

# SunWise CI Canadian Premier Bond Fund

Guarantee Type Combined 75/100 CAD



## PORTFOLIO ALLOCATIONS<sup>3</sup>

As at 2024-07-31

Asset allocation	(%)	Sector allocation	(%)	Geographic allocation	(%)
Canadian Government Bonds	52.12	Fixed Income	94.12	Canada	96.99
Canadian Corporate Bonds	36.40	Cash and Cash Equivalent	5.46	United States	2.81
Cash and Equivalents	5.46	Technology	0.33	Other	0.08
Canadian Bonds - Other	2.56	Other	0.08	Germany	0.06
Foreign Corporate Bonds	2.55	Financial Services	0.01	Luxembourg	0.02
Mortgages	0.71			Belgium	0.01
Foreign Government Bonds	0.12			Netherlands	0.01
Other	0.07			Spain	0.01
US Equity	0.01			Norway	0.01

## TOP HOLDINGS

	Sector	(%)
1. CI Canadian Bond Fund Class I	Fixed Income	99.80%

**Over 35,000 financial advisors have chosen CI Global Asset Management as a partner. We believe that Canadians have the best opportunity for investments success by using the services of a professional financial advisor. [Learn more at ci.com](https://www.ci.com).**

<sup>1</sup> The risk level of a fund has been determined in accordance with a standardized risk classification methodology in National Instrument 81-102, that is based on the fund's historical volatility as measured by the 10-year standard deviation of the fund's returns. Where a fund has offered securities to the public for less than 10 years, the standardized methodology requires that the standard deviation of a reference mutual fund or index that reasonably approximates the fund's standard deviation be used to determine the fund's risk rating. Please note that historical performance may not be indicative of future returns and a fund's historical volatility may not be indicative of future volatility.

<sup>2</sup> Commissions, trailing commissions, management fees and expenses all may be associated with mutual fund investments. Please read the prospectus before investing. The indicated rates of return are the historical annual compounded total returns net of fees and expenses payable by the fund (except for figures of one year or less, which are simple total returns) including changes in security value and reinvestment of all dividends/distributions and do not take into account sales, redemption, distribution or optional charges or income taxes payable by any securityholder that would have reduced returns. Mutual funds are not guaranteed, their values change frequently, and past performance may not be repeated.

<sup>3</sup> Portfolio allocations will fluctuate over the life of the mutual fund as the portfolio holdings and market value of each security changes. The portfolio manager(s) may change the portfolio allocations in some or all of the sectors.

The contents are not to be used or construed as investment advice or as an endorsement or recommendation of any entity of security discussed.

Certain statements contained in this communication are based in whole or in part on information provided by third parties and CI has taken reasonable steps to ensure their accuracy.

The rates of return are used only to illustrate the effects of the compound growth rate and are not intended to reflect future values or returns on investment in an investment fund.

The "Growth of \$10,000 invested" chart shows the final value of a hypothetical \$10,000 investment in securities in this class/series of the fund as at the end of the investment period indicated and is not intended to reflect future values or returns on investment in such securities.

Management Expense Ratio ("MER") represents the trailing 12-month management expense ratio, which reflects the cost of running the fund, inclusive of applicable taxes including HST, GST and QST (excluding commissions and other portfolio transaction costs) as a percentage of daily average net asset value the period, including the fund's proportionate share of any underlying fund(s) expenses, if applicable. The MER is reported in each fund's Management Report of Fund Performance ("MRFP"). MRFPs can be found within the Documents tab on ci.com.

CI Global Asset Management is a registered business name of CI Investments Inc.

©CI Investments Inc. 2024. All rights reserved.

Published August 2024