

# CI Global Infrastructure Private Pool

Series I CAD



AS AT MARCH 31, 2024

## FUND OVERVIEW

The Pool's investment objective is to seek to provide regular income and capital appreciation by investing primarily in companies with either direct or indirect exposure to infrastructure located anywhere in the world.

## FUND DETAILS

Inception date	May 2020
CAD Total net assets (\$CAD) As at 2024-03-28	\$333.3 million
NAVPS	\$12.1460
MER (%) As at 2023-09-30	0.00
Management fee (%)	Negotiable
Asset class	Sector Equity
Currency	CAD
Minimum investment	Negotiable
Distribution frequency	Monthly
Last distribution	\$0.0410

## Risk rating<sup>1</sup>

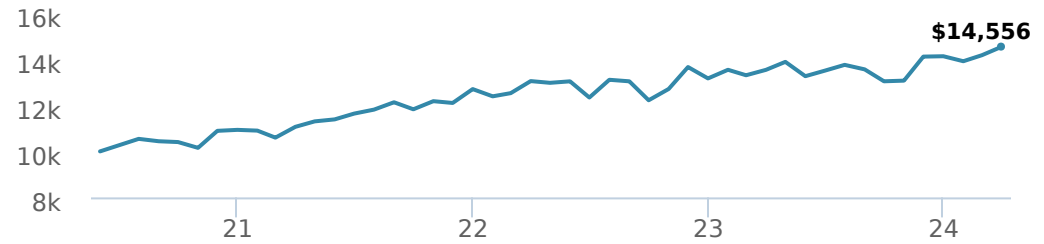


## FUND CODES

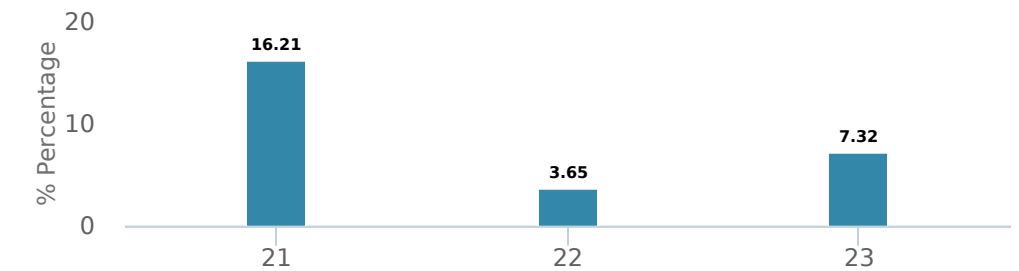
I	5344
A	2344
F	4344

## PERFORMANCE<sup>2</sup>

Growth of \$10,000 (since inception date)



## Calendar year performance



## Average annual compound returns


YTD	1 Mo	3 Mo	6 Mo	1 Y	3 Y	5 Y	10 Y	Inception*
2.96%	2.62%	2.96%	11.55%	7.45%	9.56%	-	-	10.21%

\*Since inception date

## DISTRIBUTION HISTORY<sup>3</sup>

Payable date	Total	Payable date	Total
2024-03-22	0.0410	2023-10-27	0.0410
2024-02-23	0.0410	2023-09-22	0.0410
2024-01-26	0.0410	2023-08-25	0.0410
2023-12-22	0.2027	2023-07-28	0.0410
2023-11-24	0.0410	2023-06-23	0.0409

## MANAGEMENT TEAM



Kevin McSweeney

AS AT MARCH 31, 2024

## PORTFOLIO ALLOCATIONS<sup>4</sup>

Asset allocation	(%)	Sector allocation	(%)	Geographic allocation	(%)
US Equity	53.03	Utilities	28.69	United States	53.85
International Equity	29.06	Energy	23.30	France	8.80
Income Trust Units	7.48	Real Estate	22.18	Other	7.99
Canadian Equity	7.44	Industrial Services	17.64	Canada	7.00
Cash and Equivalents	3.00	Technology	3.13	Australia	5.94
Other	-0.01	Cash and Cash Equivalent	3.00	Spain	4.69
		Telecommunications	2.07	United Kingdom	4.03
		Other	-0.01	Germany	2.88
				New Zealand	2.47
				Singapore	2.35

## TOP HOLDINGS

	Sector	(%)
1. Vinci SA	Construction	5.83%
2. Cheniere Energy Inc	Energy Services and Equipment	5.67%
3. SBA Communications Corp CI A	Real Estate Investment Trust	4.83%
4. Ferrovial SA	Construction	4.69%
5. Equinix Inc	Real Estate Investment Trust	4.68%
6. Sempra Energy	Diversified Utilities	4.57%
7. Targa Resources Corp	Energy Services and Equipment	4.56%
8. Entergy Corp	Electric Utilities	4.56%
9. Williams Cos Inc	Energy Services and Equipment	4.53%
10. Hess Midstream LP CI A	Energy Services and Equipment	4.00%
11. National Grid PLC	Diversified Utilities	3.80%
12. Transurban Group - Units	Transportation	3.47%
13. CSX Corp Sr 9	Transportation	3.45%
14. Constellation Energy Corp	Diversified Technology	3.13%
15. Getlink SE	Transportation	2.97%

**Over 35,000 financial advisors have chosen CI Global Asset Management as a partner. We believe that Canadians have the best opportunity for investments success by using the services of a professional financial advisor. [Learn more at ci.com.](#)**

<sup>1</sup> The risk level of a fund has been determined in accordance with a standardized risk classification methodology in National Instrument 81-102, that is based on the fund's historical volatility as measured by the 10-year standard deviation of the fund's returns. Where a fund has offered securities to the public for less than 10 years, the standardized methodology requires that the standard deviation of a reference mutual fund or index that reasonably approximates the fund's standard deviation be used to determine the fund's risk rating. Please note that historical performance may not be indicative of future returns and a fund's historical volatility may not be indicative of future volatility.

<sup>2</sup> Commissions, trailing commissions, management fees and expenses all may be associated with mutual fund investments. Please read the prospectus before investing. The indicated rates of return are the historical annual compounded total returns net of fees and expenses payable by the fund (except for figures of one year or less, which are simple total returns) including changes in security value and reinvestment of all dividends/distributions and do not take into account sales, redemption, distribution or optional charges or income taxes payable by any securityholder that would have reduced returns. Mutual funds are not guaranteed, their values change frequently, and past performance may not be repeated.

<sup>3</sup> Please refer to the fund's simplified prospectus for distribution information.

<sup>4</sup> Portfolio allocations will fluctuate over the life of the mutual fund as the portfolio holdings and market value of each security changes. The portfolio manager(s) may change the portfolio allocations in some or all of the sectors.

The contents are not to be used or construed as investment advice or as an endorsement or recommendation of any entity of security discussed.

Certain statements contained in this communication are based in whole or in part on information provided by third parties and CI has taken reasonable steps to ensure their accuracy.

The rates of return are used only to illustrate the effects of the compound growth rate and are not intended to reflect future values or returns on investment in an investment fund.

The "Growth of \$10,000 invested" chart shows the final value of a hypothetical \$10,000 investment in securities in this class/series of the fund as at the end of the investment period indicated and is not intended to reflect future values or returns on investment in such securities.

Management Expense Ratio ("MER") represents the trailing 12-month management expense ratio, which reflects the cost of running the fund, inclusive of applicable taxes including HST, GST and QST (excluding commissions and other portfolio transaction costs) as a percentage of daily average net asset value the period, including the fund's proportionate share of any underlying fund(s) expenses, if applicable. The MER is reported in each fund's Management Report of Fund Performance ("MRFP"). MRFPs can be found within the Documents tab on ci.com.

CI Global Asset Management is a registered business name of CI Investments Inc.

©CI Investments Inc. 2024. All rights reserved.

Published April 2024