

CI Canadian Equity Growth Private Pool (formerly CI Canadian Equity Private Pool)



Series I CAD

Not available to retail investors / for approved investors only

AS AT NOVEMBER 30, 2024

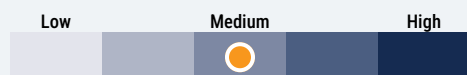
FUND OVERVIEW

The pool's investment objective is to provide capital growth and income over the long-term by investing primarily in dividend-paying Canadian equity securities. The pool may invest up to 10% of its assets (book value) in foreign securities.

FUND DETAILS

Inception date	October 2018
CAD Total net assets (\$CAD) As at 2024-11-29	\$12.9 million
NAVPS	\$13.9245
MER (%) As at 2024-03-31	0.00
Management fee (%)	Negotiable
Asset class	Canadian Equity
Currency	CAD
Minimum investment	Negotiable
Distribution frequency	Annually
Last distribution	\$1.1629

Risk rating¹

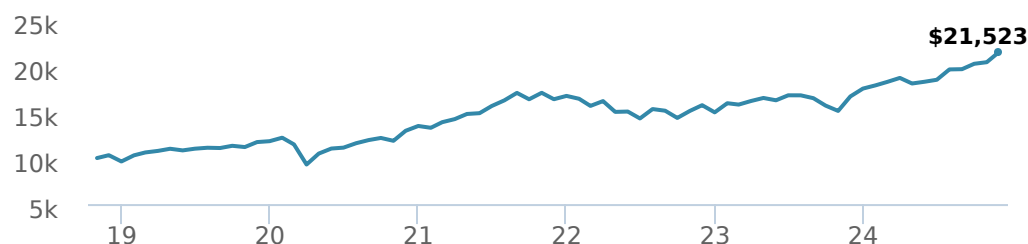


FUND CODES

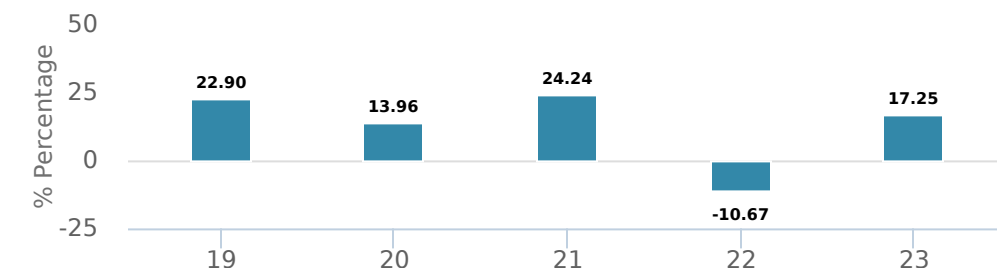
I	5050
A	2050
F	4050

PERFORMANCE²

Growth of \$10,000 (since inception date)



Calendar year performance



Average annual compound returns


	YTD	1 Mo	3 Mo	6 Mo	1 Y	3 Y	5 Y	10 Y	Inception*
	22.62%	5.39%	9.47%	17.63%	28.90%	9.50%	12.89%	-	13.41%

*Since inception date

DISTRIBUTION HISTORY³

Payable date	Total
2023-12-22	1.1629
2022-12-16	0.5467
2021-12-17	2.5811
2019-12-13	0.2911
2018-12-14	0.6656

MANAGEMENT TEAM



Bryan Brown

CI Canadian Equity Growth Private Pool (formerly CI Canadian Equity Private Pool)



Series I CAD

Not available to retail investors / for approved investors only

AS AT NOVEMBER 30, 2024

PORTFOLIO ALLOCATIONS⁴

Asset allocation	(%)	Sector allocation	(%)	Geographic allocation	(%)
Canadian Equity	87.18	Financial Services	35.58	Canada	87.54
US Equity	9.95	Technology	17.41	United States	9.95
Income Trust Units	2.53	Energy	11.20	Bermuda	2.53
Cash and Equivalents	0.36	Consumer Services	9.48	Other	-0.02
Other	-0.02	Industrial Services	7.65		
		Real Estate	7.41		
		Basic Materials	4.47		
		Industrial Goods	3.14		
		Telecommunications	1.99		
		Other	1.67		

TOP HOLDINGS

	Sector	(%)
1. CI Canadian Equity Income Private Trust I	Mutual Fund	99.90%

Note: This page is not complete without disclaimers on the next page.

Over 35,000 financial advisors have chosen CI Global Asset Management as a partner. We believe that Canadians have the best opportunity for investments success by using the services of a professional financial advisor. [Learn more at ci.com.](#)

¹ The risk level of a fund has been determined in accordance with a standardized risk classification methodology in National Instrument 81-102, that is based on the fund's historical volatility as measured by the 10-year standard deviation of the fund's returns. Where a fund has offered securities to the public for less than 10 years, the standardized methodology requires that the standard deviation of a reference mutual fund or index that reasonably approximates the fund's standard deviation be used to determine the fund's risk rating. Please note that historical performance may not be indicative of future returns and a fund's historical volatility may not be indicative of future volatility.

² Commissions, trailing commissions, management fees and expenses all may be associated with mutual fund investments. Please read the prospectus before investing. The indicated rates of return are the historical annual compounded total returns net of fees and expenses payable by the fund (except for figures of one year or less, which are simple total returns) including changes in security value and reinvestment of all dividends/distributions and do not take into account sales, redemption, distribution or optional charges or income taxes payable by any securityholder that would have reduced returns. Mutual funds are not guaranteed, their values change frequently, and past performance may not be repeated.

³ Please refer to the fund's simplified prospectus for distribution information.

⁴ Portfolio allocations will fluctuate over the life of the mutual fund as the portfolio holdings and market value of each security changes. The portfolio manager(s) may change the portfolio allocations in some or all of the sectors.

The contents are not to be used or construed as investment advice or as an endorsement or recommendation of any entity of security discussed.

Certain statements contained in this communication are based in whole or in part on information provided by third parties and CI has taken reasonable steps to ensure their accuracy.

The rates of return are used only to illustrate the effects of the compound growth rate and are not intended to reflect future values or returns on investment in an investment fund.

The "Growth of \$10,000 invested" chart shows the final value of a hypothetical \$10,000 investment in securities in this class/series of the fund as at the end of the investment period indicated and is not intended to reflect future values or returns on investment in such securities.

Management Expense Ratio ("MER") represents the trailing 12-month management expense ratio, which reflects the cost of running the fund, inclusive of applicable taxes including HST, GST and QST (excluding commissions and other portfolio transaction costs) as a percentage of daily average net asset value the period, including the fund's proportionate share of any underlying fund(s) expenses, if applicable. The MER is reported in each fund's Management Report of Fund Performance ("MRFP"). MRFPs can be found within the Documents tab on ci.com.

CI Global Asset Management is a registered business name of CI Investments Inc.

©CI Investments Inc. 2024. All rights reserved.

Published December 2024