

CI Global Equity Alpha Private Pool

Series A CAD



AS AT MAY 31, 2024

FUND OVERVIEW

The pool's investment objective is to seek long-term capital growth by investing primarily in equity securities of companies worldwide.

FUND DETAILS

Inception date	October 2018
CAD Total net assets (\$CAD) As at 2024-05-30	\$156.0 million
NAVPS	\$13.6392
MER (%) As at 2023-09-30	2.08
Management fee (%)	1.70
Asset class	Global Equity
Currency	CAD
Minimum investment	\$5,000 initial/\$25 additional
Distribution frequency	Annually
Last distribution	\$0.1690

Risk rating¹

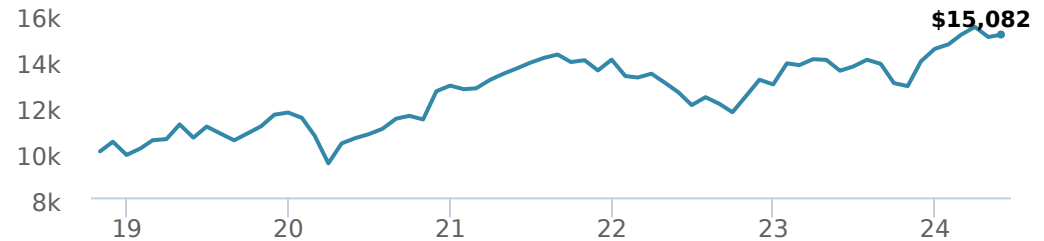


FUND CODES

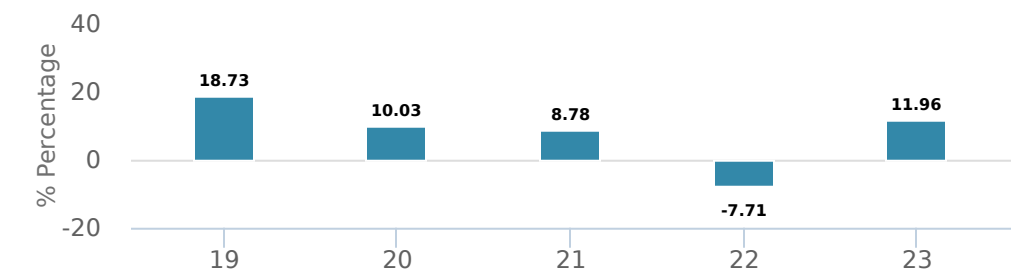
A	2056
F	4056
I	5056

PERFORMANCE²

Growth of \$10,000 (since inception date)



Calendar year performance



Average annual compound returns

YTD	1 Mo	3 Mo	6 Mo	1 Y	3 Y	5 Y	10 Y	Inception*
4.32%	0.72%	0.02%	8.36%	11.65%	3.48%	7.31%	-	7.62%

*Since inception date

DISTRIBUTION HISTORY³


Payable date	Total
2023-12-22	0.1690
2021-12-17	0.9950
2019-12-13	0.1381

MANAGEMENT TEAM



BLACK CREEK
INVESTMENT MANAGEMENT INC.


Black Creek Investment Management is led by award-winning money managers Bill Kanko and Richard Jenkins. Black Creek pursues an equity mandate with no restrictions on finding the best businesses in the world. Black Creek Investment Management is a sub-advisor to CI Global Asset Management.



Melissa Casson



Heather Peirce



Bill Kanko

AS AT MAY 31, 2024

PORTFOLIO ALLOCATIONS⁴

Asset allocation	(%)	Sector allocation	(%)	Geographic allocation	(%)
International Equity	68.65	Industrial Goods	21.26	United States	27.84
US Equity	29.04	Technology	20.67	United Kingdom	22.57
Cash and Equivalents	2.30	Healthcare	17.58	Japan	14.97
Other	0.01	Consumer Services	11.92	Switzerland	8.08
		Financial Services	9.47	Spain	5.47
		Industrial Services	8.07	Singapore	5.36
		Consumer Goods	7.50	Mexico	4.80
		Cash and Cash Equivalent	2.30	Israel	4.76
		Other	1.23	Other	3.45
				Ireland	2.70

TOP HOLDINGS

	Sector	(%)
1. Amadeus IT Group SA	Information Technology	5.47%
2. DBS Group Holdings Ltd	Banking	5.36%
3. AmerisourceBergen Corp	Healthcare Equipment	5.10%
4. ConvaTec Group PLC	Healthcare Equipment	5.10%
5. Aramark	Leisure	4.94%
6. Fomento Economico Mexicano SAB de CV - ADR	Food, Beverage and Tobacco	4.80%
7. Murata Manufacturing Co Ltd	Manufacturing	4.78%
8. Nice Ltd - ADR	Information Technology	4.76%
9. Elanco Animal Health Inc	Drugs	4.74%
10. Weir Group PLC	Manufacturing	4.62%
11. Electrocomponents PLC	Computer Electronics	4.38%
12. Kuehne und Nagel International AG	Transportation	4.38%
13. BAE Systems PLC	Aerospace and Defence	4.31%
14. Interpublic Group of Cos Inc	Media	4.18%
15. Misumi Group Inc	Manufacturing	4.12%

Over 35,000 financial advisors have chosen CI Global Asset Management as a partner. We believe that Canadians have the best opportunity for investments success by using the services of a professional financial advisor. [Learn more at ci.com.](#)

¹ The risk level of a fund has been determined in accordance with a standardized risk classification methodology in National Instrument 81-102, that is based on the fund's historical volatility as measured by the 10-year standard deviation of the fund's returns. Where a fund has offered securities to the public for less than 10 years, the standardized methodology requires that the standard deviation of a reference mutual fund or index that reasonably approximates the fund's standard deviation be used to determine the fund's risk rating. Please note that historical performance may not be indicative of future returns and a fund's historical volatility may not be indicative of future volatility.

² Commissions, trailing commissions, management fees and expenses all may be associated with mutual fund investments. Please read the prospectus before investing. The indicated rates of return are the historical annual compounded total returns net of fees and expenses payable by the fund (except for figures of one year or less, which are simple total returns) including changes in security value and reinvestment of all dividends/distributions and do not take into account sales, redemption, distribution or optional charges or income taxes payable by any securityholder that would have reduced returns. Mutual funds are not guaranteed, their values change frequently, and past performance may not be repeated.

³ Please refer to the fund's simplified prospectus for distribution information.

⁴ Portfolio allocations will fluctuate over the life of the mutual fund as the portfolio holdings and market value of each security changes. The portfolio manager(s) may change the portfolio allocations in some or all of the sectors.

The contents are not to be used or construed as investment advice or as an endorsement or recommendation of any entity of security discussed.

Certain statements contained in this communication are based in whole or in part on information provided by third parties and CI has taken reasonable steps to ensure their accuracy.

The rates of return are used only to illustrate the effects of the compound growth rate and are not intended to reflect future values or returns on investment in an investment fund.

The "Growth of \$10,000 invested" chart shows the final value of a hypothetical \$10,000 investment in securities in this class/series of the fund as at the end of the investment period indicated and is not intended to reflect future values or returns on investment in such securities.

Management Expense Ratio ("MER") represents the trailing 12-month management expense ratio, which reflects the cost of running the fund, inclusive of applicable taxes including HST, GST and QST (excluding commissions and other portfolio transaction costs) as a percentage of daily average net asset value the period, including the fund's proportionate share of any underlying fund(s) expenses, if applicable. The MER is reported in each fund's Management Report of Fund Performance ("MRFP"). MRFPs can be found within the Documents tab on ci.com.

CI Global Asset Management is a registered business name of CI Investments Inc.

©CI Investments Inc. 2024. All rights reserved.

Published June 2024