

CI Global Resource Fund

Series E CAD



AS AT MARCH 31, 2024

FUND OVERVIEW

This fund invests primarily in equity and equity-related securities of companies engaged in or related to the energy, commodity and natural resource industries throughout the world.

FUND DETAILS

Inception date	August 2015
CAD Total net assets (\$CAD) As at 2024-03-28	\$113.8 million
NAVPS	\$19.0113
MER (%) As at 2023-09-30	2.19
Management fee (%)	1.88
Asset class	Sector Equity
Currency	CAD
Minimum investment	\$100,000 initial/\$5,000 additional
Distribution frequency	Annually
Last distribution	\$0.1603

Risk rating¹



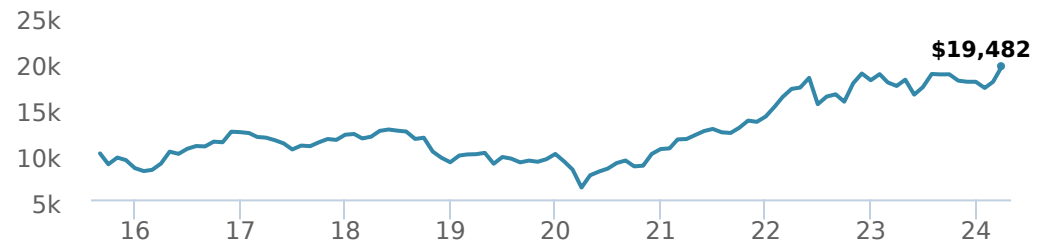
FUND CODES

E	16188
A	ISC 611 DSC SO* 811 LL SO 1811
EF	15188
F	445
O	18188
P	90168

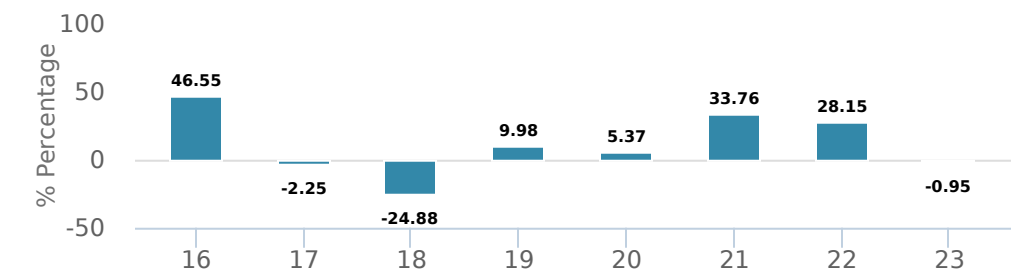
*No new purchases directly into switch only funds.

PERFORMANCE²

Growth of \$10,000 (since inception date)



Calendar year performance



Average annual compound returns

YTD	1 Mo	3 Mo	6 Mo	1 Y	3 Y	5 Y	10 Y	Inception*
9.54%	9.54%	9.54%	4.75%	12.42%	18.99%	14.46%	-	8.00%

*Since inception date


DISTRIBUTION HISTORY³

Payable date	Total
2023-12-22	0.1603
2022-12-16	0.1346
2021-12-17	0.1028

CI PREFERRED PRICING⁴

Investment amount	Combined fee reduction
\$100,000 - \$250,000	0.00%
\$250,000 - \$500,000	0.03%
\$500,000 - \$1,000,000	0.08%
\$1,000,000 - \$2,500,000	0.18%
\$2,500,000 - \$5,000,000	0.23%
\$5,000,000 and above	0.30%

MANAGEMENT TEAM



Curtis Gillis

AS AT MARCH 31, 2024

PORTFOLIO ALLOCATIONS⁵

Asset allocation	(%)	Sector allocation	(%)	Geographic allocation	(%)
Canadian Equity	57.41	Energy	60.78	Canada	56.56
US Equity	23.80	Basic Materials	37.79	United States	23.03
International Equity	18.84	Other	1.49	United Kingdom	15.00
Other	0.01	Cash and Cash Equivalent	-0.06	Australia	2.25
Cash and Equivalents	-0.06			France	1.67
				Other	1.49

TOP HOLDINGS

	Sector	(%)
1. Shell PLC	Oil and Gas Production	6.08%
2. Exxon Mobil Corp	Integrated Production	5.13%
3. Nuvista Energy Ltd	Oil and Gas Production	4.77%
4. BP PLC	Integrated Production	4.62%
5. Canadian Natural Resources Ltd	Oil and Gas Production	4.25%
6. Glencore PLC	Diversified Energy	4.22%
7. Cenovus Energy Inc	Integrated Production	4.16%
8. Albemarle Corp	Chemicals and Gases	3.92%
9. Capstone Copper Corp	Metals and Mining	3.73%
10. Ivanhoe Mines Ltd CI A	Metals and Mining	3.72%
11. ConocoPhillips	Oil and Gas Production	3.71%
12. Chevron Corp	Integrated Production	3.68%
13. Agnico Eagle Mines Ltd	Gold and Precious Metals	3.29%
14. Teck Resources Ltd CI B	Metals and Mining	3.09%
15. Diamondback Energy Inc	Oil and Gas Production	2.98%

Over 35,000 financial advisors have chosen CI Global Asset Management as a partner. We believe that Canadians have the best opportunity for investments success by using the services of a professional financial advisor. [Learn more at ci.com.](#)

¹ The risk level of a fund has been determined in accordance with a standardized risk classification methodology in National Instrument 81-102, that is based on the fund's historical volatility as measured by the 10-year standard deviation of the fund's returns. Where a fund has offered securities to the public for less than 10 years, the standardized methodology requires that the standard deviation of a reference mutual fund or index that reasonably approximates the fund's standard deviation be used to determine the fund's risk rating. Please note that historical performance may not be indicative of future returns and a fund's historical volatility may not be indicative of future volatility.

² Commissions, trailing commissions, management fees and expenses all may be associated with mutual fund investments. Please read the prospectus before investing. The indicated rates of return are the historical annual compounded total returns net of fees and expenses payable by the fund (except for figures of one year or less, which are simple total returns) including changes in security value and reinvestment of all dividends/distributions and do not take into account sales, redemption, distribution or optional charges or income taxes payable by any securityholder that would have reduced returns. Mutual funds are not guaranteed, their values change frequently, and past performance may not be repeated.

³ Please refer to the fund's simplified prospectus for distribution information.

⁴ CI Preferred Pricing fee reductions apply to management and administration fees and start at \$100,000.

⁵ Portfolio allocations will fluctuate over the life of the mutual fund as the portfolio holdings and market value of each security changes. The portfolio manager(s) may change the portfolio allocations in some or all of the sectors.

The contents are not to be used or construed as investment advice or as an endorsement or recommendation of any entity of security discussed.

Certain statements contained in this communication are based in whole or in part on information provided by third parties and CI has taken reasonable steps to ensure their accuracy.

The rates of return are used only to illustrate the effects of the compound growth rate and are not intended to reflect future values or returns on investment in an investment fund.

The "Growth of \$10,000 invested" chart shows the final value of a hypothetical \$10,000 investment in securities in this class/series of the fund as at the end of the investment period indicated and is not intended to reflect future values or returns on investment in such securities.

Management Expense Ratio ("MER") represents the trailing 12-month management expense ratio, which reflects the cost of running the fund, inclusive of applicable taxes including HST, GST and QST (excluding commissions and other portfolio transaction costs) as a percentage of daily average net asset value the period, including the fund's proportionate share of any underlying fund(s) expenses, if applicable. The MER is reported in each fund's Management Report of Fund Performance ("MRFP"). MRFPs can be found within the Documents tab on ci.com.

CI Global Asset Management is a registered business name of CI Investments Inc.

©CI Investments Inc. 2024. All rights reserved.

Published April 2024