

# CI U.S. Money Market Corporate Class

Series I USD

Not available to retail investors / for approved investors only



AS AT APRIL 30, 2025

## FUND OVERVIEW

This fund invests primarily in U.S. money market instruments.

## FUND DETAILS

Inception date	August 2020
CAD Total net assets (\$CAD) As at 2025-04-29	\$138.5 million
NAVPS	\$11.3187
MER (%) As at 2024-09-30	0.00
Management fee (%)	Negotiable
Asset class	Money Market
Currency	USD
Minimum investment	Negotiable
Distribution frequency	Quarterly
Last distribution	\$0.0444

### Risk rating<sup>1</sup>



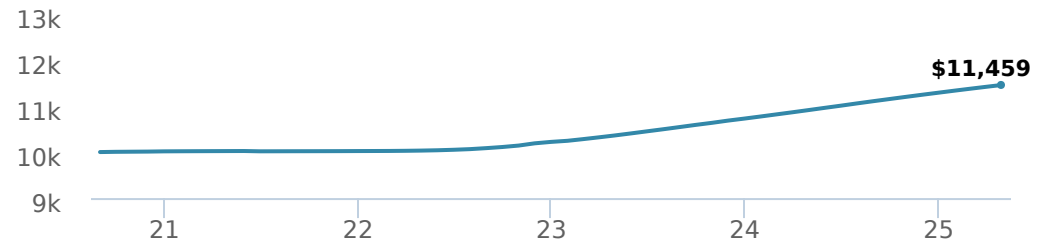
## FUND CODES

I	5513
A	ISC 101 DSC SO* 501 LL SO 1509
F	80335
P	90335

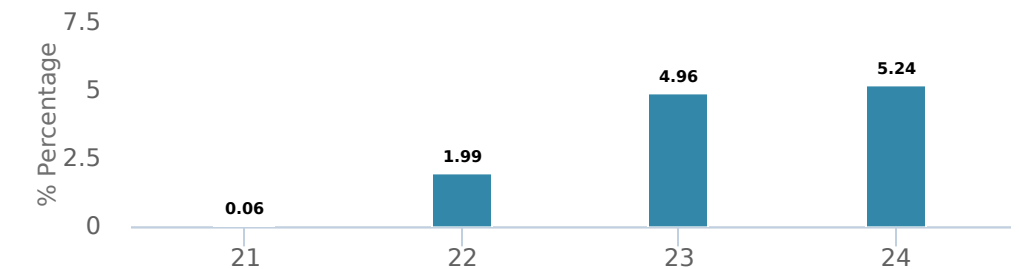
\*No new purchases directly into switch only funds.

## PERFORMANCE<sup>2</sup>

Growth of \$10,000 (since inception date)



Calendar year performance



Average annual compound returns


YTD	1 Mo	3 Mo	6 Mo	1 Y	3 Y	5 Y	10 Y	Inception*
1.49%	0.36%	1.09%	2.31%	5.01%	4.53%	-	-	2.93%

\*Since inception date

## DISTRIBUTION HISTORY<sup>3</sup>

Payable date	Total
2025-03-28	0.0444
2021-03-26	0.0342
2020-12-18	0.0273
2020-09-25	0.0222

## MANAGEMENT TEAM



Leanne Ongaro



Grant Connor

# CI U.S. Money Market Corporate Class

Series I USD

Not available to retail investors / for approved investors only



AS AT APRIL 30, 2025

## PORTFOLIO ALLOCATIONS<sup>4</sup>

<b>Asset allocation</b>	<b>(%)</b>	<b>Sector allocation</b>	<b>(%)</b>	<b>Geographic allocation</b>	<b>(%)</b>
Cash and Equivalents	<b>100.00</b>	Cash and Cash Equivalent	<b>99.99</b>	United States	<b>100.00</b>

## UNDERLYING FUND ALLOCATIONS

	<b>Sector</b>	<b>(%)</b>
1. Ci Us Money Market Fund (Series I)	Cash and Cash Equivalent	<b>99.96%</b>

## TOP HOLDINGS<sup>5</sup>

	<b>Sector</b>	<b>(%)</b>
1. Ci Us Money Market Fund (Series I)	Other	<b>99.96%</b>

**Over 35,000 financial advisors have chosen CI Global Asset Management as a partner. We believe that Canadians have the best opportunity for investments success by using the services of a professional financial advisor. [Learn more at ci.com](https://www.ci.com).**

<sup>1</sup> The risk level of a fund has been determined in accordance with a standardized risk classification methodology in National Instrument 81-102, that is based on the fund's historical volatility as measured by the 10-year standard deviation of the fund's returns. Where a fund has offered securities to the public for less than 10 years, the standardized methodology requires that the standard deviation of a reference mutual fund or index that reasonably approximates the fund's standard deviation be used to determine the fund's risk rating. Please note that historical performance may not be indicative of future returns and a fund's historical volatility may not be indicative of future volatility.

<sup>2</sup> Commissions, trailing commissions, management fees and expenses all may be associated with mutual fund investments. Please read the prospectus before investing. The performance data provided assumes reinvestment of distributions only and does not take into account sales, redemption, distribution or optional charges or income taxes payable by any securityholder that would have reduced returns. Please note that mutual fund securities are not covered by the Canada Deposit Insurance Corporation or by any other government deposit insurer. There can be no assurances that the fund will be able to maintain its net asset value per security at a constant amount or that the full amount of your investment in the fund will be returned to you. Past performance may not be repeated.

The annualized historical yield shown is based on the average return over seven-day period ended on %s (net of fees and expenses payable by the fund) and does not represent an actual one-year return.

<sup>3</sup> Please refer to the fund's simplified prospectus for distribution information.

<sup>5</sup> The portfolio holdings are subject to change without notice and may only represent a small percentage of portfolio holdings. They are not recommendations to buy or sell any particular security.

The contents are not to be used or construed as investment advice or as an endorsement or recommendation of any entity of security discussed.

Certain statements contained in this communication are based in whole or in part on information provided by third parties and CI has taken reasonable steps to ensure their accuracy.

The rates of return are used only to illustrate the effects of the compound growth rate and are not intended to reflect future values or returns on investment in an investment fund.

The "Growth of \$10,000 invested" chart shows the final value of a hypothetical \$10,000 investment in securities in this class/series of the fund as at the end of the investment period indicated and is not intended to reflect future values or returns on investment in such securities.

Management Expense Ratio ("MER") represents the trailing 12-month management expense ratio, which reflects the cost of running the fund, inclusive of applicable taxes including HST, GST and QST (excluding commissions and other portfolio transaction costs) as a percentage of daily average net asset value the period, including the fund's proportionate share of any underlying fund(s) expenses, if applicable. The MER is reported in each fund's Management Report of Fund Performance ("MRFP"). MRFPs can be found within the Documents tab on ci.com.

CI Global Asset Management is a registered business name of CI Investments Inc.

©CI Investments Inc. 2024. All rights reserved.

Published May 2025