

CI Canadian Balanced Corporate Class



Series I CAD

Not available to retail investors / for approved investors only

As of April 8, 2022 CI Conservative Balanced Income Class I (NL 55034) merged into (NL 5308)

AS AT FEBRUARY 28, 2023

FUND OVERVIEW

The fund invests primarily in equity and equity-related securities of mid to large capitalization Canadian companies and fixed income securities issued by Canadian governments and companies. It is currently expected that investments in foreign securities will generally be no more than 49% of the fund's assets.

FUND DETAILS

Inception date	February 2007
Total net assets (\$CAD) As at 2023-02-28	\$109.8 million
NAVPS	\$15.2673
MER (%) As at 2022-09-30	0.00
Management fee (%)	Negotiable
Asset class	Canadian Balanced
Currency	CAD
Minimum investment	Negotiable
Distribution frequency	Quarterly
Last distribution	\$0.0521

Risk rating¹



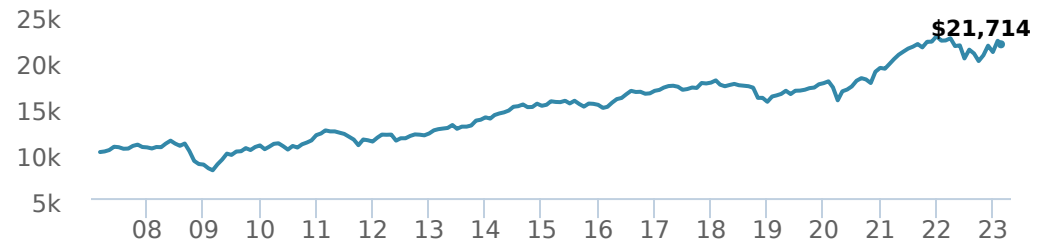
FUND CODES

	T5	T8
I	5308	530T5 030T8
A	ISC 2310 DSC SO* 3310 LL SO 1310	ISC 130T5 DSC SO 230T5 LL SO 330T5
E	16134	16734 16434
EF	15134	15734 15434
F	4310	430T5 930T8
O	18134	18734 18434
P	90040	90540 90840
PP	90933	
Y	4933	
Z	ISC 2933 DSC 3933 LL 1933	

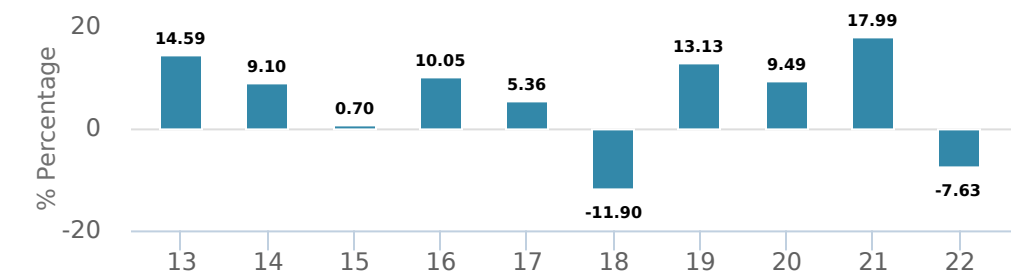
*No new purchases directly into switch only funds.

PERFORMANCE²

Growth of \$10,000 (since inception date)



Calendar year performance



Average annual compound returns

YTD	1 Mo	3 Mo	6 Mo	1 Y	3 Y	5 Y	10 Y	Inception*
4.03%	-1.73%	0.68%	4.83%	-1.89%	8.42%	4.62%	5.69%	4.95%

*Since inception date


DISTRIBUTION HISTORY³

Payable date	Total	Payable date	Total
2022-12-16	0.0521	2020-12-18	0.0296
2022-09-23	0.0485	2020-09-25	0.0284
2022-06-24	0.0467	2020-03-20	0.0849
2022-03-25	0.8364	2019-12-13	0.0848
2021-03-26	0.2684	2019-09-27	0.0806

MANAGEMENT TEAM



Kevin McSweeney



John Shaw

CI Canadian Balanced Corporate Class

Series I CAD

Not available to retail investors / for approved investors only

As of April 8, 2022 CI Conservative Balanced Income Class I (NL 55034) merged into (NL 5308)



AS AT FEBRUARY 28, 2023

PORTFOLIO ALLOCATIONS⁴

Asset allocation	(%)	Sector allocation	(%)	Geographic allocation	(%)
Canadian Equity	38.93	Fixed Income	32.43	Canada	73.93
Canadian Government Bonds	18.50	Financial Services	20.73	United States	19.32
US Equity	17.75	Other	12.58	United Kingdom	2.52
Canadian Corporate Bonds	12.64	Energy	8.99	Cayman Islands	0.76
International Equity	6.79	Technology	4.76	France	0.75
Cash and Equivalents	3.16	Healthcare	4.54	Japan	0.67
Income Trust Units	0.80	Consumer Goods	4.45	Germany	0.66
Foreign Corporate Bonds	0.71	Basic Materials	4.13	Switzerland	0.51
Canadian Bonds - Other	0.48	Consumer Services	3.82	Luxembourg	0.51
Other	0.24	Real Estate	3.57	Other	0.37

TOP HOLDINGS

	Sector	(%)
1. CI Canadian Balanced Fund Class I	Mutual Fund	99.99%

Note: This page is not complete without disclaimers on the next page.

Over 35,000 financial advisors have chosen CI Global Asset Management as a partner. We believe that Canadians have the best opportunity for investments success by using the services of a professional financial advisor. [Learn more at ci.com.](#)

¹ The risk level of a fund has been determined in accordance with a standardized risk classification methodology in National Instrument 81-102, that is based on the fund's historical volatility as measured by the 10-year standard deviation of the fund's returns. Where a fund has offered securities to the public for less than 10 years, the standardized methodology requires that the standard deviation of a reference mutual fund or index that reasonably approximates the fund's standard deviation be used to determine the fund's risk rating. Please note that historical performance may not be indicative of future returns and a fund's historical volatility may not be indicative of future volatility.

² Commissions, trailing commissions, management fees and expenses all may be associated with mutual fund investments. Please read the prospectus before investing. The indicated rates of return are the historical annual compounded total returns net of fees and expenses payable by the fund (except for figures of one year or less, which are simple total returns) including changes in security value and reinvestment of all dividends/distributions and do not take into account sales, redemption, distribution or optional charges or income taxes payable by any securityholder that would have reduced returns. Mutual funds are not guaranteed, their values change frequently, and past performance may not be repeated.

³ Please refer to the fund's simplified prospectus for distribution information.

⁴ Portfolio allocations will fluctuate over the life of the mutual fund as the portfolio holdings and market value of each security changes. The portfolio manager(s) may change the portfolio allocations in some or all of the sectors.

The contents are not to be used or construed as investment advice or as an endorsement or recommendation of any entity of security discussed.

Certain statements contained in this communication are based in whole or in part on information provided by third parties and CI has taken reasonable steps to ensure their accuracy.

The rates of return are used only to illustrate the effects of the compound growth rate and are not intended to reflect future values or returns on investment in an investment fund.

The "Growth of \$10,000 invested" chart shows the final value of a hypothetical \$10,000 investment in securities in this class/series of the fund as at the end of the investment period indicated and is not intended to reflect future values or returns on investment in such securities.

Management Expense Ratio ("MER") represents the trailing 12-month management expense ratio, which reflects the cost of running the fund, inclusive of applicable taxes including HST, GST and QST (excluding commissions and other portfolio transaction costs) as a percentage of daily average net asset value the period, including the fund's proportionate share of any underlying fund(s) expenses, if applicable. The MER is reported in each fund's Management Report of Fund Performance ("MRFP"). MRFPs can be found within the Documents tab on ci.com.

CI Global Asset Management is a registered business name of CI Investments Inc.

©CI Investments Inc. 2023. All rights reserved.

Published March 2023