

# Harbour Global Equity Fund

Class EF



AS AT OCTOBER 31, 2019

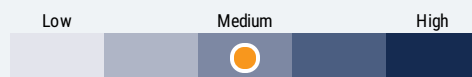
## FUND OVERVIEW

This fund invests primarily in equity and equity-related securities of large and mid-capitalization companies around the world.

## FUND DETAILS

Inception date	July 2017
Total net assets (\$CAD) As at 2019-10-31	\$552.6 thousand
NAVPS	\$10.9286
MER (%) As at 2019-03-31	1.26
Management fee (%)	0.950
Asset class	Global Equity
Currency	CAD
Minimum investment	\$100,000 initial / \$5,000 additional
Distribution frequency	Annually
Last distribution	\$0.1076

## Risk rating<sup>3</sup>



## FUND CODES

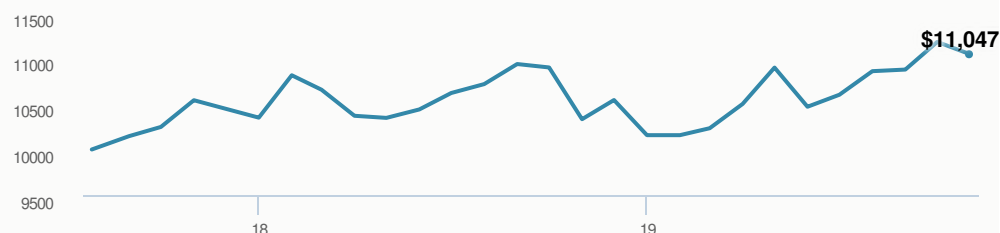
EF	15085
A	ISC 70188 DSC 70288 LL 70088
E	16085
F	80188
I	5350
O	18085
P	90088

## DISTRIBUTION HISTORY<sup>4</sup>

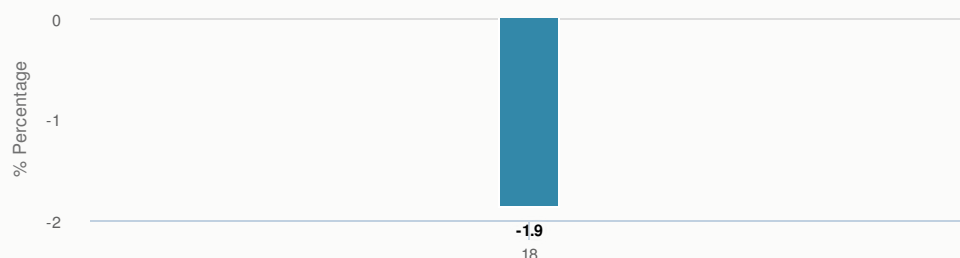
Payable date	Total
2018-12-14	0.1076

## PERFORMANCE<sup>1</sup>

Growth of \$10,000 (since inception date)



## Calendar year performance



## Average annual compound returns

YTD	1 Mo	3 Mo	6 Mo	1 Y	3 Y	5 Y	10 Y	Inception*
10.8%	-1.2%	1.7%	1.3%	8.9%	-%	-%	-%	4.5%

\*Since inception date

## PORTFOLIO ALLOCATIONS<sup>2</sup>

Asset allocation (%)	Sector allocation (%)
International Equity 56.32%	Financial Services 22.29%
US Equity 37.18%	Healthcare 15.76%
Cash and Equivalents 5.39%	Consumer Goods 14.52%
Canadian Equity 1.15%	Other 11.16%
Other -0.04%	Technology 8.32%
	Consumer Services 7.55%
	Industrial Services 5.73%
	Cash and Cash Equivalent 5.39%
	Telecommunications 5.21%
	Energy 4.07%

## Geographic allocation (%)

United States	37.73%
Japan	14.63%
United Kingdom	13.67%
Switzerland	7.36%
Canada	5.98%
France	5.80%
Other	5.74%
Germany	3.59%
Netherlands	2.99%
Ireland	2.51%

Note: This page is not complete without disclaimers on the next page.

# Harbour Global Equity Fund

Class EF



AS AT OCTOBER 31, 2019

## TOP HOLDINGS

	Sector	(%)
1. Harbour Global Equity Corporate Class I	Mutual Fund	99.64%

## MANAGEMENT TEAM



Altrinsic Global Advisors follows a fundamental value approach to seek out high-quality undervalued companies worldwide. Altrinsic was founded by John Hock and associates and a sub-advisor to CI Investments Inc., a subsidiary of CI Financial Corp. CI Financial Corp. holds a minority interest in Altrinsic Global Advisors.



John Hock

Over 35,000 financial advisors have chosen CI Investments as a partner. We believe that Canadians have the best opportunity for investments success by using the services of a professional financial advisor. [Learn more at ci.com](https://www.ci.com).

<sup>1</sup> Commissions, trailing commissions, management fees and expenses all may be associated with mutual fund investments. Please read the prospectus before investing. The indicated rates of return are the historical annual compounded total returns (net of fees and expenses payable by the fund) including changes in security value and reinvestment of all dividends/distributions and do not take into account sales, redemption, distribution or optional charges or income taxes payable by any securityholder that would have reduced returns. Mutual funds are not guaranteed, their values change frequently, and past performance may not be repeated.

<sup>2</sup> Portfolio allocations will fluctuate over the life of the mutual fund as the portfolio holdings and market value of each security changes. The portfolio manager(s) may change the portfolio allocations in some or all of the sectors.

<sup>3</sup> The risk level of a fund has been determined in accordance with a standardized risk classification methodology in National Instrument 81-102, that is based on the fund's historical volatility as measured by the 10-year standard deviation of the fund's returns. Where a fund has offered securities to the public for less than 10 years, the standardized methodology requires that the standard deviation of a reference mutual fund or index that reasonably approximates the fund's standard deviation be used to determine the fund's risk rating. Please note that historical performance may not be indicative of future returns and a fund's historical volatility may not be indicative of future volatility.

<sup>4</sup> Please refer to the fund's simplified prospectus for distribution information.

The contents are not to be used or construed as investment advice or as an endorsement or recommendation of any entity of security discussed.

©CI Investments and the CI Investments design are registered trademarks of CI Investments Inc. © CI Investments Inc. 2019. All rights reserved. 2019. "Trusted Partner in Wealth™" is a trademark of CI Investments Inc.

Published October 2019