

# CI Money Market Corporate Class (formerly CI Short-Term Corporate Class)

Series IT8 CAD



AS AT MARCH 31, 2024

## FUND OVERVIEW

This fund invests primarily in Canadian money market instruments. It is currently expected that investments in foreign securities will generally be no more than 49% of the fund's assets.

## FUND DETAILS

Inception date	October 2016
CAD Total net assets (\$CAD) As at 2024-03-28	\$523.0 million
NAVPS	\$6.0497
MER (%) As at 2023-09-30	0.00
Management fee (%)	Negotiable
Asset class	Money Market
Currency	CAD
Minimum investment	Negotiable
Distribution frequency	Monthly
Last distribution	\$0.0407

## Risk rating<sup>1</sup>



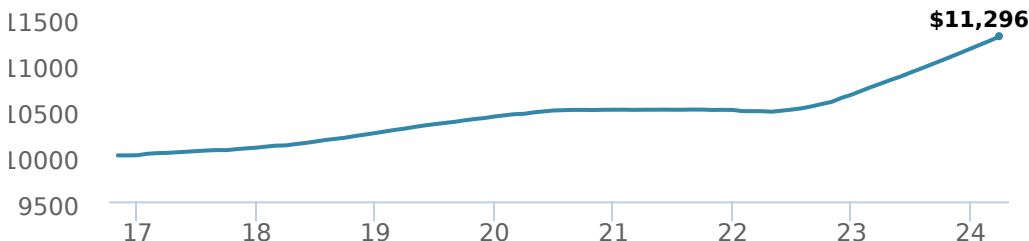
## FUND CODES

	T8	
I	5313	048T8
A	ISC 661 DSC SO* 668 LL SO 1668 LL 6358	ISC 648T8 DSC SO 748T8
F	254	
P	90035	

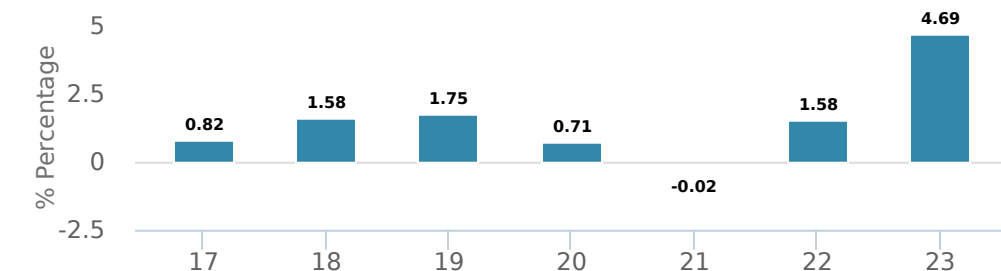
\*No new purchases directly into switch only funds.

## PERFORMANCE<sup>2</sup>

Growth of \$10,000 (since inception date)



Calendar year performance



Average annual compound returns


YTD	1 Mo	3 Mo	6 Mo	1 Y	3 Y	5 Y	10 Y	Inception*
1.22%	0.43%	1.22%	2.44%	4.78%	2.48%	1.88%	-	1.64%

\*Since inception date

## DISTRIBUTION HISTORY<sup>3</sup>

Payable date	Total	Payable date	Total
2024-03-21	0.0407	2023-10-27	0.0421
2024-02-23	0.0407	2023-09-21	0.0421
2024-01-26	0.0407	2023-08-25	0.0421
2023-12-21	0.0421	2023-07-28	0.0421
2023-11-24	0.0421	2023-06-22	0.0421

## MANAGEMENT TEAM



Leanne Ongaro



Grant Connor

# CI Money Market Corporate Class (formerly CI Short-Term Corporate Class)

Series IT8 CAD



AS AT MARCH 31, 2024

## PORTFOLIO ALLOCATIONS<sup>4</sup>

Asset allocation	(%)	Sector allocation	(%)	Geographic allocation	(%)
Cash and Equivalents	95.57	Cash and Cash Equivalent	95.57	Canada	100.04
Canadian Corporate Bonds	2.90	Fixed Income	4.47	Other	-0.04
Canadian Bonds - Other	1.57	Other	-0.04		
Other	-0.04				

## TOP HOLDINGS

	Sector	(%)
1. CI Money Market Fund Class I	Mutual Fund	99.99%

Note: This page is not complete without disclaimers on the next page.

**Over 35,000 financial advisors have chosen CI Global Asset Management as a partner. We believe that Canadians have the best opportunity for investments success by using the services of a professional financial advisor. [Learn more at ci.com.](#)**

<sup>1</sup> The risk level of a fund has been determined in accordance with a standardized risk classification methodology in National Instrument 81-102, that is based on the fund's historical volatility as measured by the 10-year standard deviation of the fund's returns. Where a fund has offered securities to the public for less than 10 years, the standardized methodology requires that the standard deviation of a reference mutual fund or index that reasonably approximates the fund's standard deviation be used to determine the fund's risk rating. Please note that historical performance may not be indicative of future returns and a fund's historical volatility may not be indicative of future volatility.

<sup>2</sup> Commissions, trailing commissions, management fees and expenses all may be associated with mutual fund investments. Please read the prospectus before investing. The performance data provided assumes reinvestment of distributions only and does not take into account sales, redemption, distribution or optional charges or income taxes payable by any securityholder that would have reduced returns. Please note that mutual fund securities are not covered by the Canada Deposit Insurance Corporation or by any other government deposit insurer. There can be no assurances that the fund will be able to maintain its net asset value per security at a constant amount or that the full amount of your investment in the fund will be returned to you. Past performance may not be repeated.

The annualized historical yield shown is based on the average return over seven-day period ended on %s (net of fees and expenses payable by the fund) and does not represent an actual one-year return.

<sup>3</sup> Please refer to the fund's simplified prospectus for distribution information.

<sup>4</sup> Portfolio allocations will fluctuate over the life of the mutual fund as the portfolio holdings and market value of each security changes. The portfolio manager(s) may change the portfolio allocations in some or all of the sectors.

The contents are not to be used or construed as investment advice or as an endorsement or recommendation of any entity of security discussed.

Certain statements contained in this communication are based in whole or in part on information provided by third parties and CI has taken reasonable steps to ensure their accuracy.

The rates of return are used only to illustrate the effects of the compound growth rate and are not intended to reflect future values or returns on investment in an investment fund.

The "Growth of \$10,000 invested" chart shows the final value of a hypothetical \$10,000 investment in securities in this class/series of the fund as at the end of the investment period indicated and is not intended to reflect future values or returns on investment in such securities.

Management Expense Ratio ("MER") represents the trailing 12-month management expense ratio, which reflects the cost of running the fund, inclusive of applicable taxes including HST, GST and QST (excluding commissions and other portfolio transaction costs) as a percentage of daily average net asset value the period, including the fund's proportionate share of any underlying fund(s) expenses, if applicable. The MER is reported in each fund's Management Report of Fund Performance ("MRFP"). MRFPs can be found within the Documents tab on ci.com.

CI Global Asset Management is a registered business name of CI Investments Inc.

©CI Investments Inc. 2024. All rights reserved.

Published April 2024