

# Invesco Global Balanced ESG ETF Fund

## Why invest in this fund

- 1 Simple.**  
The strategy provides access to funds that invest in an environmentally and socially aware manner, along with the convenience of a diversified portfolio.
- 2 Deep expertise.**  
The strategy enables access to Invesco's ESG product suite with the portfolio construction expertise of the Invesco Solutions team.
- 3 Proprietary methodology.**  
We seeks diversification and capital growth and income within a long-term strategic asset allocation framework.

## Top issuers

(% of total market value)

Invesco ESG S&P 500 Equal Weight ETF	9.99
NVIDIA Corp	2.18
Apple Inc	1.79
Royal Bank of Canada	1.51
Microsoft Corp	1.35
Alphabet Inc	1.33
Enbridge Inc	0.79
Agnico Eagle Mines Ltd	0.68
ASML Holding NV	0.67
Bank of Montreal	0.64

## Asset mix

Intl Common Stock	36.21
Dom Common Stock	13.39
Intl Corporate Bond	11.63
Dom Government Bond	8.64
Dom Corporate Bond	8.51
Intl Government Bond	4.54
Asset Backed	0.95
CMO - Non Agency	0.85
Other	8.86
Cash	6.42

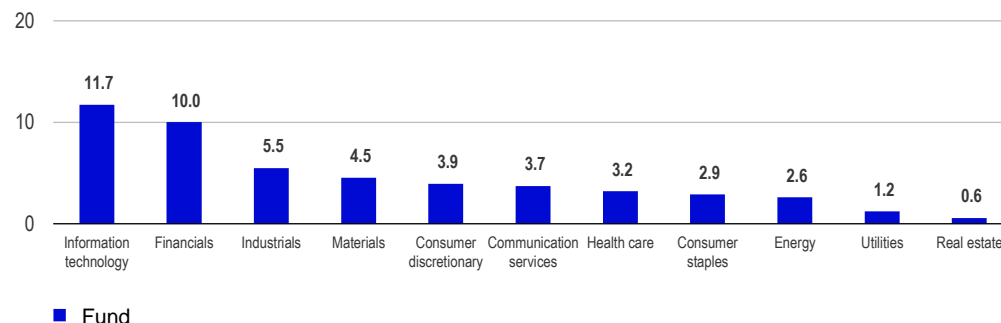
## What this fund does

The fund is a multi-asset portfolio of ETFs focusing on investments that incorporate environmental, social and governance (ESG) factors. It's designed to offer access to a combination of assets that we view as attractive for an investor seeking an asset mix of roughly 60% equity and 40% fixed-income investments.

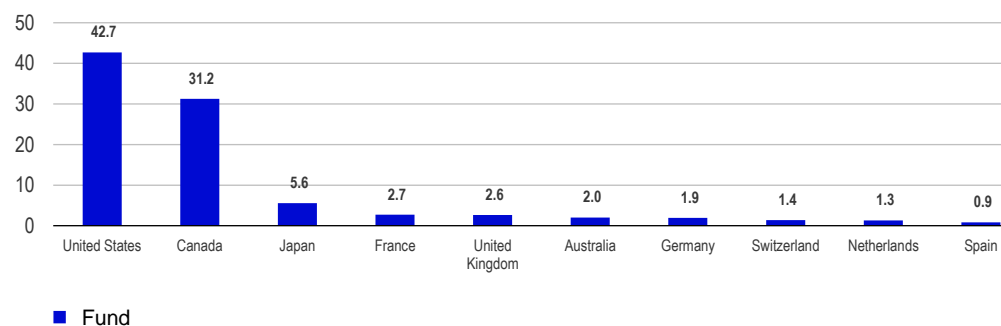
## Fund overview (as of 03/31/26)

Fund objective	Invesco Global Balanced ESG ETF Fund seeks to generate capital growth and income over the long term by investing primarily in a portfolio of ETFs that are managed by the Manager or one of its affiliates. These ETFs invest primarily in equity securities or in fixed-income and other debt securities. These ETFs employ environmental, social and governance (ESG) oriented investment strategies as part of their fundamental investment objectives.
Total net assets	\$18.18 million
Distribution frequency	Quarterly
Fund category <sup>1</sup>	Global Neutral Balanced
Portfolio managers	Jeffrey Bennett
Risk classification <sup>2</sup>	Low to Medium
Total number of holdings	2,555

## Equity sector breakdown (% of total market value)



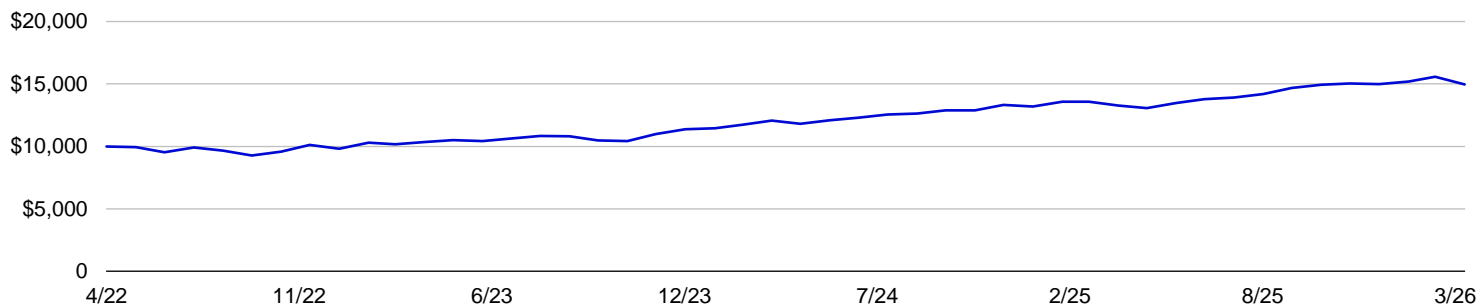
## Top countries (% of total market value)



## Performance of a \$10,000 investment

Series F (April 30, 2022 – March 31, 2026)

■ Invesco Global Balanced ESG ETF Fund Series F: \$14,969



## Standardized performance (%) as of March 31, 2026

	YTD	3 Month	1 year	3 year	5 year	10 year	Since inception
Series F inception: 04/25/22	-0.20	-0.20	12.91	13.10	-	-	10.41
Series A inception: 04/25/22	-0.49	-0.49	11.57	11.75	-	-	9.10

Returns less than one year are cumulative; all others are annualized.

## Calendar year total returns (%)

	2016	2017	2018	2019	2020	2021	2022	2023	2024	2025
Series F	-	-	-	-	-	-	-	15.72	16.21	13.58
Series A	-	-	-	-	-	-	-	14.35	14.82	12.23

## Fund codes

	SC	NSC	MAF (%)	MER (%)
Series F	-	9747	0.35	0.49
Series A	9713	-	1.35	1.70

For additional series and purchase options, please see [invesco.com/ca-en/mutual-funds](https://www.invesco.com/ca-en/mutual-funds)

- MER is displayed for the period ending December 31, 2024.
- The Management Expense Ratio (MER) indicates the trailing 12-month expense ratio, representing the cost of operating the fund. This includes applicable taxes such as HST, GST, and QST, but excludes commissions and other portfolio transaction costs. The MER is expressed as a percentage of the daily average net asset value over the period, including the fund's proportionate share of any expenses from underlying funds, if applicable. Each fund's MER is detailed in its Management Report of Fund Performance (MRFP), which can be found in the Documents tab on [invesco.com/ca](https://www.invesco.com/ca).

Commissions, trailing commissions, management fees and expenses may be associated with mutual fund investments. The indicated rates of return are the historical annual compounded total returns, including changes in security value and reinvestment of all distributions, and do not take into account sales, redemptions, distribution or optional charges, or income taxes payable by any security holder, which would have reduced returns. Mutual funds are not guaranteed, their values change frequently and past performance may not be repeated. Please read the simplified prospectus before investing. Copies are available from your advisor or Invesco Canada Ltd.

---

Unless otherwise specified, all information is as of 03/31/26.

<sup>1</sup>The fund category is that of the Canadian Investment Funds Standards Committee (CIFSC).

<sup>2</sup>Risk is the chance that your investment may not perform as expected. There are different degrees and types of risk, but, in general, the more investment risk you are willing to accept, the higher your potential returns and the greater your potential losses. No reliance should be placed upon the accuracy or reliability of this volatility meter in making an investment decision. The risks associated with an investment in a Fund are set out in the Invesco Simplified Prospectus, which may be obtained at [invesco.com/ca](http://invesco.com/ca) or at [sedar.com](http://sedar.com), or from your Invesco Sales representative.

Portfolio managers are part of Invesco Advisers Inc, which is an affiliate of Invesco Canada Ltd and the subadvisor of the fund.

Series F shares or units are available to investors who have fee-based accounts with their dealer or have access to a discount brokerage platform through their dealer. Sales charges and trailing commissions are not payable for Series F shares or units; however, investors holding such series in fee-based accounts pay fees to their dealer for investment advice and other services. The performance of various series may differ due to fees and expenses.

Invesco® and all associated trademarks are trademarks of Invesco Holding Company Limited, used under licence.

© Invesco Canada Ltd., 2025