

Invesco Global Opportunities Class

Why invest in this fund

- 1 50+ year history.**
The key investment principles of the Fund are firmly rooted in the NY-based Global Equities Group's 50+ year history of success
- 2 Focus on quality.**
Within healthy and growing industries, we seek companies with consistently high returns on capital and the strategic positioning we believe will enable them to compound returns over time.
- 3 Rigorous investment process.**
The Fund is managed with a transparent and repeatable investment process that drives debate and collaboration within the investment team.

Top issuers

(% of total market value)

Monolithic Power Systems Inc	1.79
Hilton Worldwide Holdings Inc	1.78
Quanta Services Inc	1.60
Comfort Systems USA Inc	1.60
Howmet Aerospace Inc	1.35
Cencora Inc	1.32
Flex Ltd	1.31
MasTec Inc	1.28
Partners Group Holding AG	1.23
Lumentum Holdings Inc	1.20

Holdings are subject to change and are not buy/sell recommendations.

Asset mix

Intl Common Stock	95.58
Dom Common Stock	1.80
Other	1.10
Cash	1.51

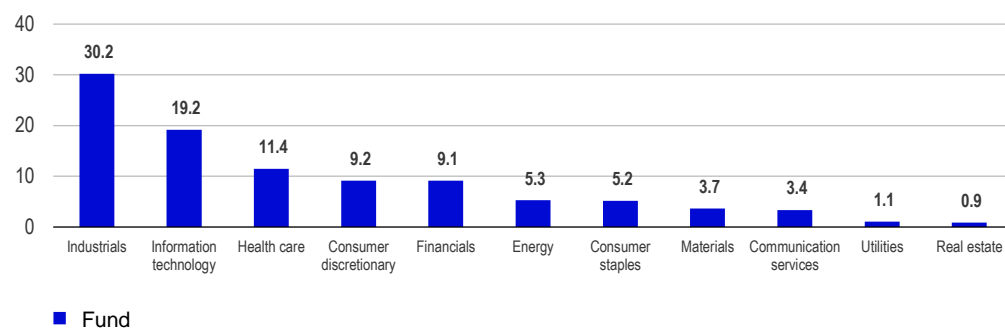
What this fund does

The Fund provides exposure to exceptional global small- and mid-cap companies positioned to generate attractive risk-adjusted returns for investors over market cycles. The team seeks to deliver favourable performance in a market segment often overlooked by many investors.

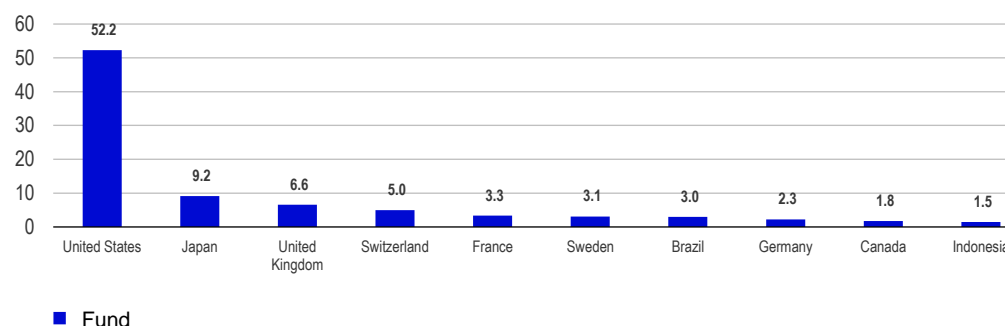
Fund overview (as of 03/31/26)

Fund objective	Invesco Global Opportunities Class seeks to generate strong capital growth over the long-term. The Fund invests primarily in equities of small-cap and mid-cap equity companies from anywhere in the world.
Total net assets	\$31.09 million
Distribution frequency	Yearly
Fund category ¹	Global Small/Mid Cap Equity
Portfolio managers	David Nadel, Ronald Zibelli, Andrey Belov, Justin Livengood
Risk classification ²	Medium to High
Total number of holdings	179

Sector breakdown (% of total market value)



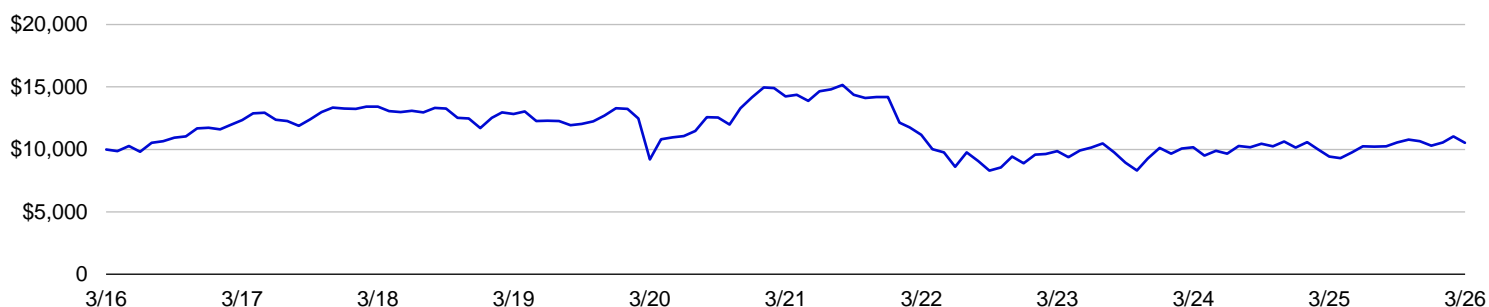
Top countries (% of total market value)



Performance of a \$10,000 investment

Series F (March 31, 2016 – March 31, 2026)

■ Invesco Global Opportunities Class Series F: \$10,532



Standardized performance (%) as of March 31, 2026

	YTD	3 Month	1 year	3 year	5 year	10 year	Since inception
Series F inception: 06/11/07	2.28	2.28	11.66	2.23	-5.86	0.52	3.22
Series A inception: 06/11/07	1.81	1.81	9.56	0.33	-7.59	-1.16	1.72

Returns less than one year are cumulative; all others are annualized.

Calendar year total returns (%)

	2016	2017	2018	2019	2020	2021	2022	2023	2024	2025
Series F	12.59	13.06	-11.75	13.37	6.62	0.20	-37.42	13.96	0.28	1.50
Series A	11.04	11.46	-13.04	11.79	4.86	-1.69	-38.59	11.88	-1.58	-0.40

Fund codes

	SC	NSC	MAF (%)	MER (%)
Series F	-	25247	0.85	1.10
Series A	25213	-	2.00	2.97

For additional series and purchase options, please see [invesco.com/ca-en/mutual-funds](https://www.invesco.com/ca-en/mutual-funds)

- MER is displayed for the period ending March 31, 2025.
- The Management Expense Ratio (MER) indicates the trailing 12-month expense ratio, representing the cost of operating the fund. This includes applicable taxes such as HST, GST, and QST, but excludes commissions and other portfolio transaction costs. The MER is expressed as a percentage of the daily average net asset value over the period, including the fund's proportionate share of any expenses from underlying funds, if applicable. Each fund's MER is detailed in its Management Report of Fund Performance (MRFP), which can be found in the Documents tab on [invesco.com/ca](https://www.invesco.com/ca).
- Invesco Canada Ltd. waived some of the Fund's expenses. If it had not done so, the MER would have been higher.
- On May 3, 2021, the Fund's investment objectives and strategies were changed. The performance of this Fund for the period prior to this date would have been different had the current investment objectives and strategies been in effect during that period.

Commissions, trailing commissions, management fees and expenses may be associated with mutual fund investments. The indicated rates of return are the historical annual compounded total returns, including changes in security value and reinvestment of all distributions, and do not take into account sales, redemptions, distribution or optional charges, or income taxes payable by any security holder, which would have reduced returns. Mutual funds are not guaranteed, their values change frequently and past performance may not be repeated. Please read the simplified prospectus before investing. Copies are available from your advisor or Invesco Canada Ltd.

Unless otherwise specified, all information is as of 03/31/26.

¹The fund category is that of the Canadian Investment Funds Standards Committee (CIFSC).

²Risk is the chance that your investment may not perform as expected. There are different degrees and types of risk, but, in general, the more investment risk you are willing to accept, the higher your potential returns and the greater your potential losses. No reliance should be placed upon the accuracy or reliability of this volatility meter in making an investment decision. The risks associated with an investment in a Fund are set out in the Invesco Simplified Prospectus, which may be obtained at invesco.com/ca or at sedar.com, or from your Invesco Sales representative.

Portfolio managers are under Invesco Advisers Inc., which is an affiliate of Invesco Canada Ltd. and a sub-advisor of the fund(s) managed by them.

Series F shares or units are available to investors who have fee-based accounts with their dealer or have access to a discount brokerage platform through their dealer. Sales charges and trailing commissions are not payable for Series F shares or units; however, investors holding such series in fee-based accounts pay fees to their dealer for investment advice and other services. The performance of various series may differ due to fees and expenses.

Invesco® and all associated trademarks are trademarks of Invesco Holding Company Limited, used under licence.

© Invesco Canada Ltd., 2025