

Invesco Pure Canadian Equity Class

Why invest in this fund

- 1 Long-term perspective.**
The tenured investment team acts as owners of businesses, buying them at attractive prices, then allows potential economic returns to compound over time.
- 2 Consistent approach.**
The fund uses a rigorous bottom-up fundamental approach with a quality focus and valuation discipline through all market conditions.
- 3 Highly selective.**
The portfolio managers invest more time researching a smaller number of high conviction ideas, seeking to make fewer and better decisions.

Top issuers

(% of total market value)

Royal Bank of Canada	5.46
Toronto-Dominion Bank/The	5.24
Genovus Energy Inc	4.93
Waste Connections Inc	4.75
Agnico Eagle Mines Ltd	4.67
ARC Resources Ltd	4.63
Shopify Inc	4.23
Bank of Nova Scotia/The	3.47
Metro Inc/CN	3.41
Fairfax Financial Holdings Ltd	3.39

Holdings are subject to change and are not buy/sell recommendations.

Asset mix

Dom Common Stock	89.53
Intl Common Stock	4.75
Other	4.81
Cash	0.92

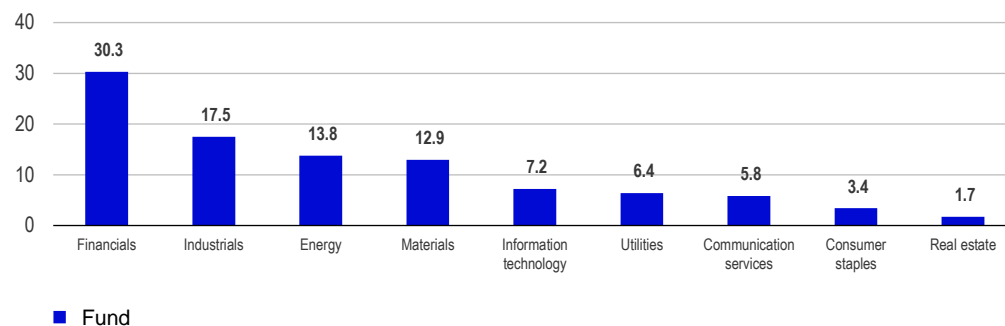
What this fund does

The fund seeks long-term growth of capital by investing in a concentrated portfolio of high-quality Canadian companies. This all-cap portfolio has the flexibility to buy smaller companies with prospects that are historically less followed by the market.

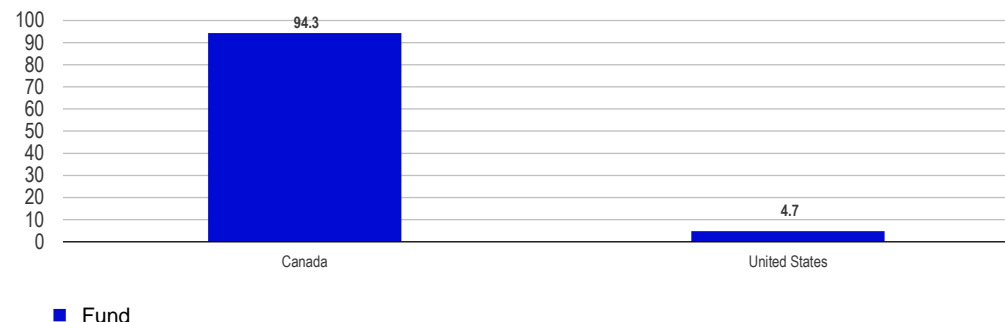
Fund overview (as of 03/31/26)

Fund objective	Invesco Pure Canadian Equity Class seeks to achieve strong capital growth over the long term by investing mainly in equities of Canadian companies.
Total net assets	\$24.06 million
Distribution frequency	Yearly
Fund category ¹	Canadian Equity
Portfolio managers	Brian Tidd, David Pirie
Risk classification ²	Medium
Total number of holdings	35

Sector breakdown (% of total market value)



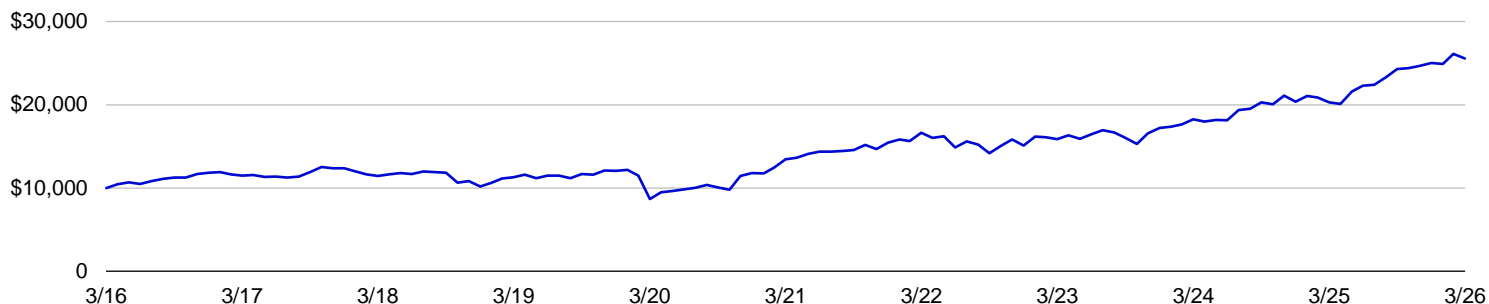
Top countries (% of total market value)



Performance of a \$10,000 investment

Series F (March 31, 2016 – March 31, 2026)

■ Invesco Pure Canadian Equity Class Series F: \$25,557



Standardized performance (%) as of March 31, 2026

	YTD	3 Month	1 year	3 year	5 year	10 year	Since inception
Series F inception: 10/29/01	2.13	2.13	26.09	17.22	13.74	9.84	7.83
Series A inception: 10/29/01	1.80	1.80	24.41	15.68	12.23	8.63	6.69

Returns less than one year are cumulative; all others are annualized.

Calendar year total returns (%)

	2016	2017	2018	2019	2020	2021	2022	2023	2024	2025
Series F	19.34	4.45	-17.64	18.53	-2.25	30.98	-2.34	14.02	18.30	22.85
Series A	18.22	3.31	-18.59	18.59	-3.42	29.22	-3.65	12.51	16.77	21.22

Fund codes

	SC	NSC	MAF (%)	MER (%)
Series F	-	4317	0.85	1.14
Series A	4313	-	1.90	2.48

For additional series and purchase options, please see [invesco.com/ca-en/mutual-funds](https://www.invesco.com/ca-en/mutual-funds)

- MER is displayed for the period ending March 31, 2025.
- The Management Expense Ratio (MER) indicates the trailing 12-month expense ratio, representing the cost of operating the fund. This includes applicable taxes such as HST, GST, and QST, but excludes commissions and other portfolio transaction costs. The MER is expressed as a percentage of the daily average net asset value over the period, including the fund's proportionate share of any expenses from underlying funds, if applicable. Each fund's MER is detailed in its Management Report of Fund Performance (MRFP), which can be found in the Documents tab on [invesco.com/ca](https://www.invesco.com/ca).
- Series A: Invesco Canada Ltd. waived some of the Fund's expenses. If it had not done so, the MER would have been higher.

Commissions, trailing commissions, management fees and expenses may be associated with mutual fund investments. The indicated rates of return are the historical annual compounded total returns, including changes in security value and reinvestment of all distributions, and do not take into account sales, redemptions, distribution or optional charges, or income taxes payable by any security holder, which would have reduced returns. Mutual funds are not guaranteed, their values change frequently and past performance may not be repeated. Please read the simplified prospectus before investing. Copies are available from your advisor or Invesco Canada Ltd.

Unless otherwise specified, all information is as of 03/31/26.

¹The fund category is that of the Canadian Investment Funds Standards Committee (CIFSC).

²Risk is the chance that your investment may not perform as expected. There are different degrees and types of risk, but, in general, the more investment risk you are willing to accept, the higher your potential returns and the greater your potential losses. No reliance should be placed upon the accuracy or reliability of this volatility meter in making an investment decision. The risks associated with an investment in a Fund are set out in the Invesco Simplified Prospectus, which may be obtained at invesco.com/ca or at sedar.com, or from your Invesco Sales representative.

Series F shares or units are available to investors who have fee-based accounts with their dealer or have access to a discount brokerage platform through their dealer. Sales charges and trailing commissions are not payable for Series F shares or units; however, investors holding such series in fee-based accounts pay fees to their dealer for investment advice and other services. The performance of various series may differ due to fees and expenses.

Invesco® and all associated trademarks are trademarks of Invesco Holding Company Limited, used under licence.

© Invesco Canada Ltd., 2025