

# Invesco Global Balanced Fund

## Why invest in this fund

- 1 50+ year history.**  
The equity team employs a strategy and process that it has been adhering to since its inception in 1969.
- 2 Rigorous search for inefficiencies.**  
The fixed-income team combine top-down macro analysis with bottom-up credit research to capitalize on opportunities across fixed income.
- 3 A balanced approach.**  
The upside potential of a global equity portfolio is paired with the potential capital loss mitigation of a lower risk global bond portfolio.

## Top issuers

(% of total market value)

Invesco Global Bond Fund/Canada	25.85
Alphabet Inc	8.29
Meta Platforms Inc	4.35
NVIDIA Corp	4.07
Taiwan Semiconductor Manufacturing Co Ltd	3.52
S&P Global Inc	2.83
Lam Research Corp	2.58
Visa Inc	2.53
Eli Lilly & Co	2.33
Broadcom Inc	2.32

## Asset mix

Intl Common Stock	70.92
Intl Corporate Bond	8.66
Intl Government Bond	6.30
Asset Backed	3.36
Dom Corporate Bond	2.94
CMO - Non Agency	2.41
Dom Common Stock	1.75
Dom Government Bond	0.04
Other	5.13
Cash	-1.52

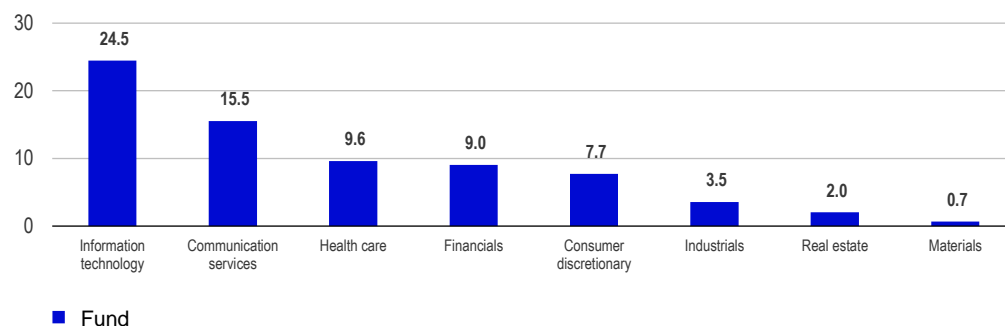
## What this fund does

A Global balanced fund that combines a high quality global equity portfolio that concentrates on global beneficiaries of structural growth with a global bond portfolio focused on high quality fixed income securities.

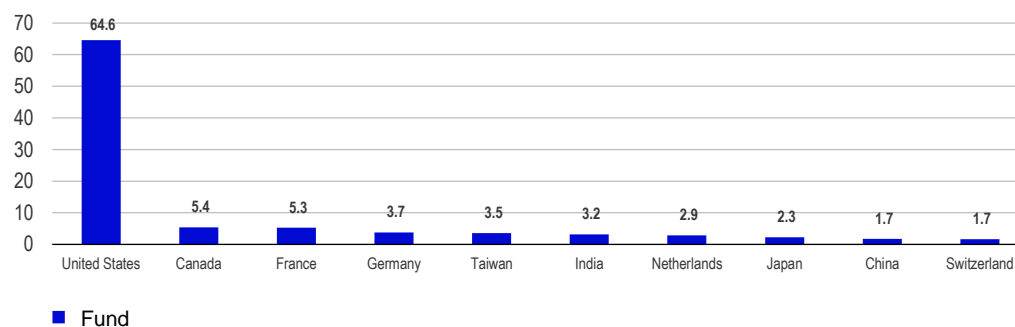
## Fund overview (as of 12/31/25)

Fund objective	Invesco Global Balanced Fund seeks to provide a high total investment return through a combination of income and strong capital growth. The Fund holds directly or indirectly a balanced portfolio of equities, convertible and fixed-income securities issued by governments -federal, provincial or municipal -or corporations anywhere in the world.
Total net assets	\$221.97 million
Distribution frequency	Quarterly
Fund category <sup>1</sup>	Global Equity Balanced
Portfolio managers	John Delano, Matthew Brill, Todd Schomberg
Risk classification <sup>2</sup>	Low to Medium
Total number of holdings	62

## Equity sector breakdown (% of total market value)



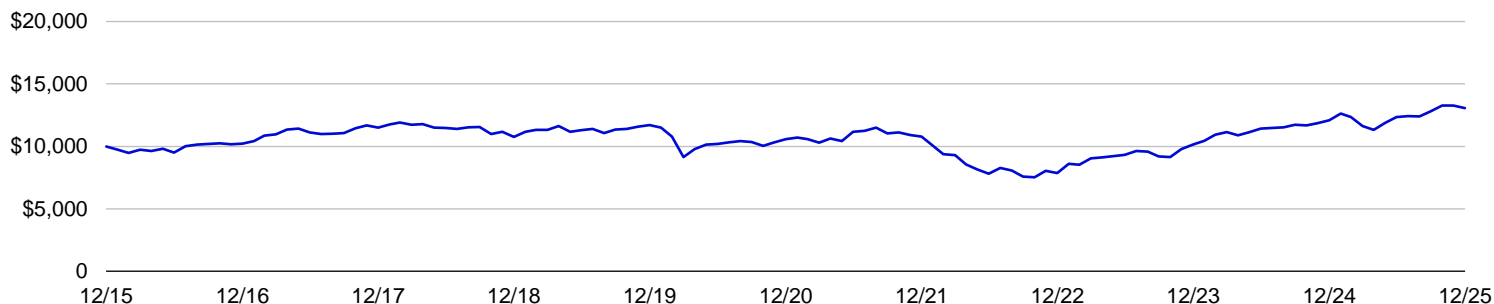
## Top countries (% of total market value)



## Performance of a \$10,000 investment

Series F (December 31, 2015 – December 31, 2025)

■ Invesco Global Balanced Fund Series F: \$13,061



## Standardized performance (%) as of December 31, 2025

	YTD	3 Month	1 year	3 year	5 year	10 year	Since inception
Series F inception: 02/11/00	8.14	1.97	8.14	18.39	4.31	2.71	5.94
Series A inception: 10/22/99	6.03	1.48	6.03	16.09	2.32	1.02	4.42

Returns less than one year are cumulative; all others are annualized.

## Calendar year total returns (%)

	2016	2017	2018	2019	2020	2021	2022	2023	2024	2025
Series F	2.23	12.53	-6.40	8.61	-9.56	2.00	-27.02	28.97	18.97	8.14
Series A	0.93	10.95	-7.74	7.39	-11.08	0.20	-28.46	26.38	16.75	6.03

## Fund codes

	SC	NSC	MAF (%)	MER (%)
Series F	-	1777	0.70	0.91
Series A	1773	-	2.00	2.81

For additional series and purchase options, please see [invesco.com/ca-en/mutual-funds](https://www.invesco.com/ca-en/mutual-funds)

- MER is displayed for the period ending December 31, 2024.
- The Management Expense Ratio (MER) indicates the trailing 12-month expense ratio, representing the cost of operating the fund. This includes applicable taxes such as HST, GST, and QST, but excludes commissions and other portfolio transaction costs. The MER is expressed as a percentage of the daily average net asset value over the period, including the fund's proportionate share of any expenses from underlying funds, if applicable. Each fund's MER is detailed in its Management Report of Fund Performance (MRFP), which can be found in the Documents tab on [invesco.com/ca](https://www.invesco.com/ca).
- Series F: Invesco Canada Ltd. waived some of the Fund's expenses. If it had not done so, the MER would have been higher.
- On October 15, 2020, the Fund's investment strategies were changed. The performance of this Fund for the period prior to this date would have been different had the current investment strategies been in place during that period.

Commissions, trailing commissions, management fees and expenses may be associated with mutual fund investments. The indicated rates of return are the historical annual compounded total returns, including changes in security value and reinvestment of all distributions, and do not take into account sales, redemptions, distribution or optional charges, or income taxes payable by any security holder, which would have reduced returns. Mutual funds are not guaranteed, their values change frequently and past performance may not be repeated. Please read the simplified prospectus before investing. Copies are available from your advisor or Invesco Canada Ltd.

---

Unless otherwise specified, all information is as of 12/31/25.

<sup>1</sup>The fund category is that of the Canadian Investment Funds Standards Committee (CIFSC).

<sup>2</sup>Risk is the chance that your investment may not perform as expected. There are different degrees and types of risk, but, in general, the more investment risk you are willing to accept, the higher your potential returns and the greater your potential losses. No reliance should be placed upon the accuracy or reliability of this volatility meter in making an investment decision. The risks associated with an investment in a Fund are set out in the Invesco Simplified Prospectus, which may be obtained at [invesco.com/ca](http://invesco.com/ca) or at [sedar.com](http://sedar.com), or from your Invesco Sales representative.

Portfolio managers are part of Invesco Advisers Inc, which is an affiliate of Invesco Canada Ltd and the subadvisor of the fund.

Series F shares or units are available to investors who have fee-based accounts with their dealer or have access to a discount brokerage platform through their dealer. Sales charges and trailing commissions are not payable for Series F shares or units; however, investors holding such series in fee-based accounts pay fees to their dealer for investment advice and other services. The performance of various series may differ due to fees and expenses.

Invesco® and all associated trademarks are trademarks of Invesco Holding Company Limited, used under licence.

© Invesco Canada Ltd., 2025