

# Invesco Developing Markets Fund

## Why invest in this fund

- 1 Differentiated research.**  
Our in-house research approach focuses on businesses that may benefit from the evolution of emerging market industries.
- 2 Independent thinking.**  
By having a long-term investment horizon, we look to capture opportunities underappreciated by conventional wisdom.
- 3 Time-tested approach.**  
We give investors access to a consistent approach with a compelling track record

## Top issuers

(% of total market value)

Taiwan Semiconductor Manufacturing Co Ltd	12.09
Samsung Electronics Co Ltd	7.64
Tencent Holdings Ltd	6.19
Petroleo Brasileiro SA - Petrobras	4.10
AIA Group Ltd	3.07
HDFC Bank Ltd	2.94
Vale SA	2.80
NetEase Inc	2.16
Anglo American PLC	2.15
Inner Mongolia Yili Industrial Group Co Ltd	2.15

Holdings are subject to change and are not buy/sell recommendations.

## Asset mix

Intl Common Stock	93.29
Other	2.73
Cash	3.98

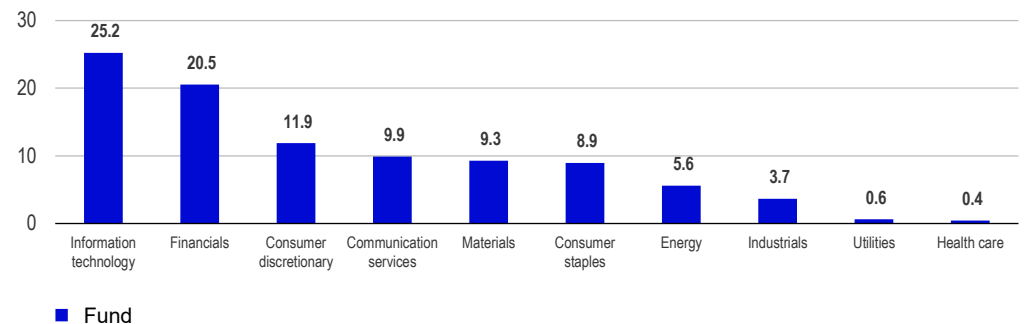
## What this fund does

This fund seeks to provide investors exposure to compelling companies across emerging markets. Through a highly active approach, the team targets companies with durable long-term growth, sustainable advantages, and real options that may manifest over time.

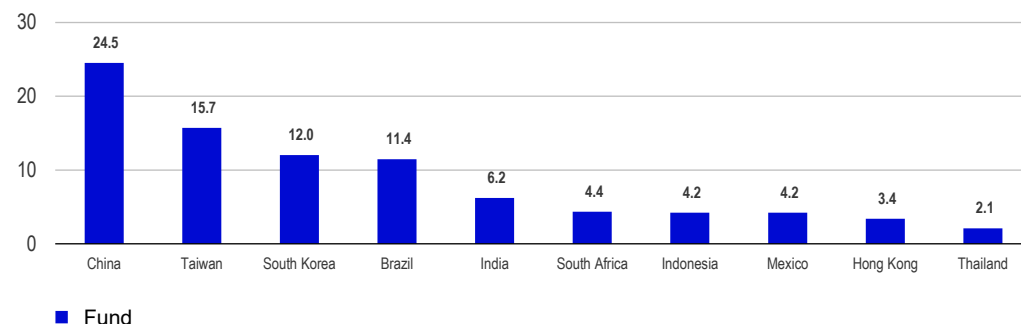
## Fund overview (as of 03/31/26)

Fund objective	Invesco Developing Markets Fund seeks to achieve strong capital growth over the long term. The Fund invests primarily in equity securities of companies located or active in emerging markets.
Total net assets	\$36.38 million
Distribution frequency	Yearly
Fund category <sup>1</sup>	Emerging Markets Equity
Portfolio managers	Charles Bond, Ian Hargreaves, Matthew Pigott, William Lam
Risk classification <sup>2</sup>	Medium
Total number of holdings	65

## Sector breakdown (% of total market value)



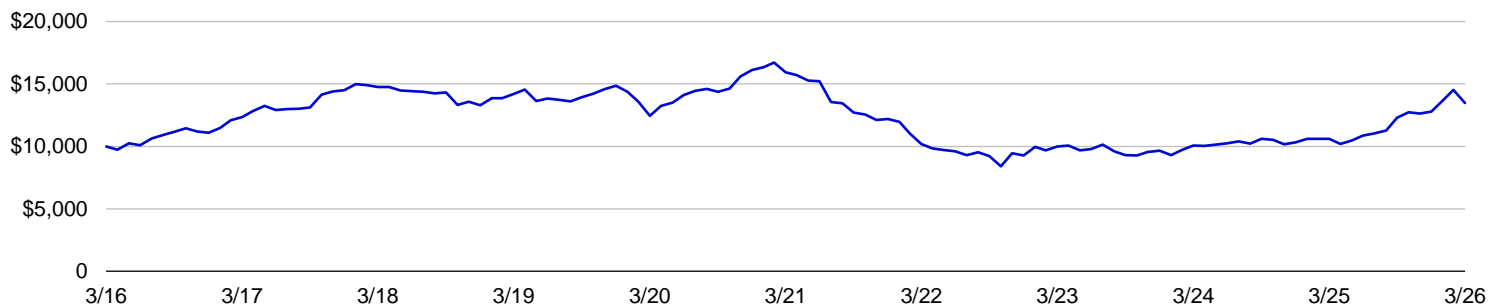
## Top countries (% of total market value)



## Performance of a \$10,000 investment

Series F (March 31, 2016 – March 31, 2026)

■ Invesco Developing Markets Fund Series F: \$13,477



## Standardized performance (%) as of March 31, 2026

	YTD	3 Month	1 year	3 year	5 year	10 year	Since inception
Series F inception: 02/11/00	5.45	5.45	27.05	10.54	-3.28	3.03	1.88
Series A inception: 09/30/94	5.03	5.03	24.96	8.71	-4.93	1.37	2.06

Returns less than one year are cumulative; all others are annualized.

## Calendar year total returns (%)

	2016	2017	2018	2019	2020	2021	2022	2023	2024	2025
Series F	3.57	30.77	-8.27	11.64	8.59	-24.43	-23.83	4.14	6.66	23.98
Series A	2.08	28.78	-9.69	10.07	6.78	-25.74	-25.17	2.40	4.88	21.91

## Fund codes

	SC	NSC	MAF (%)	MER (%)
Series F	-	1627	0.85	1.23
Series A	1623	-	2.00	2.90

For additional series and purchase options, please see [invesco.com/ca-en/mutual-funds](https://www.invesco.com/ca-en/mutual-funds)

- MER is displayed for the period ending December 31, 2024.
- The Management Expense Ratio (MER) indicates the trailing 12-month expense ratio, representing the cost of operating the fund. This includes applicable taxes such as HST, GST, and QST, but excludes commissions and other portfolio transaction costs. The MER is expressed as a percentage of the daily average net asset value over the period, including the fund's proportionate share of any expenses from underlying funds, if applicable. Each fund's MER is detailed in its Management Report of Fund Performance (MRFP), which can be found in the Documents tab on [invesco.com/ca](https://www.invesco.com/ca).
- Series A: Invesco Canada Ltd. waived some of the Fund's expenses. If it had not done so, the MER would have been higher.
- On July 27, 2023 Invesco Emerging Markets Fund changed its name to Invesco Developing Markets Fund.
- On August 21, 2020, the Fund's investment objectives and strategies were changed. The performance of this Fund for the period prior to this date would have been different had the current investment objectives and strategies been in effect during that period.

Commissions, trailing commissions, management fees and expenses may be associated with mutual fund investments. The indicated rates of return are the historical annual compounded total returns, including changes in security value and reinvestment of all distributions, and do not take into account sales, redemptions, distribution or optional charges, or income taxes payable by any security holder, which would have reduced returns. Mutual funds are not guaranteed, their values change frequently and past performance may not be repeated. Please read the simplified prospectus before investing. Copies are available from your advisor or Invesco Canada Ltd.

---

Unless otherwise specified, all information is as of 03/31/26.

<sup>1</sup>The fund category is that of the Canadian Investment Funds Standards Committee (CIFSC).

<sup>2</sup>Risk is the chance that your investment may not perform as expected. There are different degrees and types of risk, but, in general, the more investment risk you are willing to accept, the higher your potential returns and the greater your potential losses. No reliance should be placed upon the accuracy or reliability of this volatility meter in making an investment decision. The risks associated with an investment in a Fund are set out in the Invesco Simplified Prospectus, which may be obtained at [invesco.com/ca](http://invesco.com/ca) or at [sedar.com](http://sedar.com), or from your Invesco Sales representative.

On June 23, 2025, the Fund's subadvisor and portfolio manager team were changed. The performance of this Fund for the period prior to this date would have been different had the current subadvisor and portfolio manager team been in place during that period.

Invesco Asset Management Limited and Invesco Canada Ltd. are indirect, wholly owned subsidiaries of Invesco Ltd.

Portfolio managers are under Invesco Asset Management Limited which is an affiliate of Invesco Canada Ltd. and a sub-advisor of the fund(s) managed by them.

Series F shares or units are available to investors who have fee-based accounts with their dealer or have access to a discount brokerage platform through their dealer. Sales charges and trailing commissions are not payable for Series F shares or units; however, investors holding such series in fee-based accounts pay fees to their dealer for investment advice and other services. The performance of various series may differ due to fees and expenses.

Invesco® and all associated trademarks are trademarks of Invesco Holding Company Limited, used under licence.

© Invesco Canada Ltd., 2025