

# Invesco Global Select Equity Fund

## Why invest in this fund

- 1 50+ year history.**  
The team employs a strategy and process that it has been adhering to since its inception in 1969.
- 2 Power of compounding.**  
Positions are bought at attractive prices, and given the Fund's low turnover, this portfolio has the potential to compound economic returns over time.
- 3 Proven process.**  
The portfolio manager has a demonstratable track record of success running a global equity strategy.

## Top issuers

(% of total market value)

|   |      |
|---|------|
| Alphabet Inc                              | 9.54 |
| Taiwan Semiconductor Manufacturing Co Ltd | 6.49 |
| NVIDIA Corp                               | 5.66 |
| Meta Platforms Inc                        | 5.06 |
| Lam Research Corp                         | 4.97 |
| Broadcom Inc                              | 3.73 |
| S&P Global Inc                            | 3.64 |
| Analog Devices Inc                        | 3.35 |
| Visa Inc                                  | 3.24 |
| Eli Lilly & Co                            | 3.10 |

Holdings are subject to change and are not buy/sell recommendations.

## Asset mix

|                   |       |
|-------------------|-------|
| Intl Common Stock | 97.28 |
| Dom Common Stock  | 2.32  |
| Cash              | 0.41  |

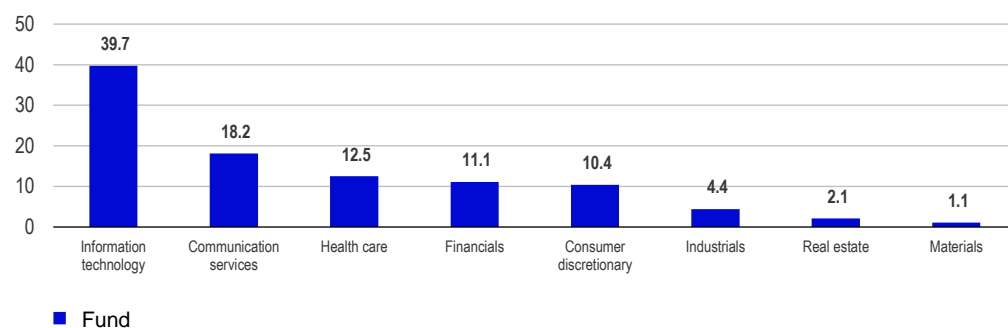
## What this fund does

The Fund adheres to our flagship global equity strategy, seeking to offer investors exposure to high-quality companies with sustainable competitive advantages that are positioned to potentially benefit from long-term structural growth trends.

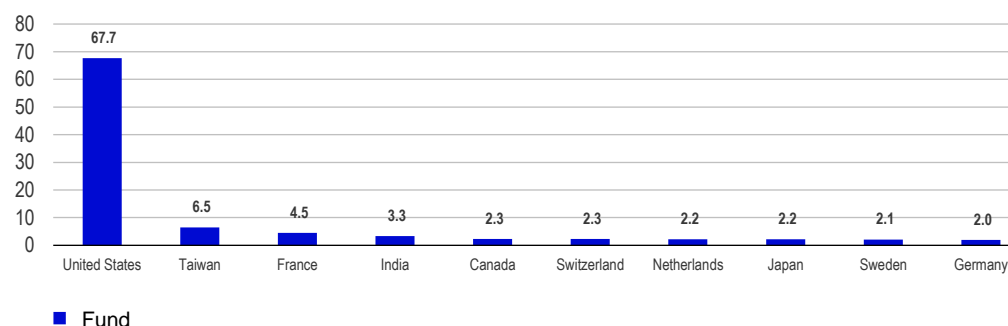
## Fund overview (as of 03/31/26)

|                                  |   |
|----------------------------------|---|
| Fund objective                   | Invesco Global Select Equity Fund seeks to achieve strong capital growth with a high degree of reliability over the long term. The Fund invests primarily in equities of companies anywhere in the world. |
| Total net assets                 | \$1,133.56 million  |
| Distribution frequency           | Yearly  |
| Fund category <sup>1</sup>       | Global Equity   |
| Portfolio managers               | John Delano   |
| Risk classification <sup>2</sup> | Medium  |
| Total number of holdings         | 63  |

## Sector breakdown (% of total market value)



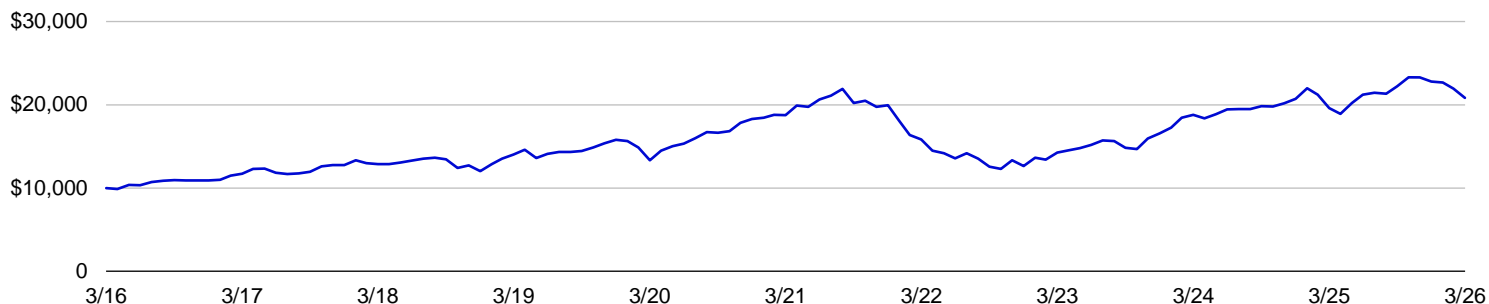
## Top countries (% of total market value)



## Performance of a \$10,000 investment

Series F (March 31, 2016 – March 31, 2026)

■ Invesco Global Select Equity Fund Series F: \$20,841



## Standardized performance (%) as of March 31, 2026

|                                 | YTD   | 3 Month | 1 year | 3 year | 5 year | 10 year | Since inception |
|---------------------------------|-------|---------|--------|--------|--------|---------|-----------------|
| Series F<br>inception: 02/11/00 | -8.59 | -8.59   | 6.43   | 13.53  | 2.13   | 7.62    | 6.45            |
| Series A<br>inception: 05/01/89 | -8.95 | -8.95   | 4.75   | 11.76  | 0.60   | 6.13    | 7.31            |

Returns less than one year are cumulative; all others are annualized.

## Calendar year total returns (%)

|          | 2016 | 2017  | 2018  | 2019  | 2020  | 2021 | 2022   | 2023  | 2024  | 2025  |
|----------|------|-------|-------|-------|-------|------|--------|-------|-------|-------|
| Series F | 4.58 | 16.98 | -5.67 | 31.33 | 15.80 | 9.11 | -36.59 | 30.88 | 25.12 | 10.03 |
| Series A | 3.15 | 15.41 | -6.89 | 30.07 | 14.21 | 7.59 | -37.50 | 28.88 | 23.18 | 8.31  |

## Fund codes

|          | SC   | NSC  | MAF (%) | MER (%) |
|----------|------|------|---------|---------|
| Series F | -    | 1567 | 0.85    | 1.08    |
| Series A | 1563 | -    | 2.00    | 2.64    |

For additional series and purchase options, please see [invesco.com/ca-en/mutual-funds](https://www.invesco.com/ca-en/mutual-funds)

- On August 11, 2023 Invesco Global Focus Fund merged into this Fund.
- MER is displayed for the period ending December 31, 2024.
- The Management Expense Ratio (MER) indicates the trailing 12-month expense ratio, representing the cost of operating the fund. This includes applicable taxes such as HST, GST, and QST, but excludes commissions and other portfolio transaction costs. The MER is expressed as a percentage of the daily average net asset value over the period, including the fund's proportionate share of any expenses from underlying funds, if applicable. Each fund's MER is detailed in its Management Report of Fund Performance (MRFP), which can be found in the Documents tab on [invesco.com/ca](https://www.invesco.com/ca).
- Effective November 28, 2022, the fund's investment strategies, sub advisor and portfolio manager team were changed. The performance of this Fund for the period prior to this date would have been different had the current investment strategies and portfolio manager been in place during that period.

Commissions, trailing commissions, management fees and expenses may be associated with mutual fund investments. The indicated rates of return are the historical annual compounded total returns, including changes in security value and reinvestment of all distributions, and do not take into account sales, redemptions, distribution or optional charges, or income taxes payable by any security holder, which would have reduced returns. Mutual funds are not guaranteed, their values change frequently and past performance may not be repeated. Please read the simplified prospectus before investing. Copies are available from your advisor or Invesco Canada Ltd.

---

Unless otherwise specified, all information is as of 03/31/26.

<sup>1</sup>The fund category is that of the Canadian Investment Funds Standards Committee (CIFSC).

<sup>2</sup>Risk is the chance that your investment may not perform as expected. There are different degrees and types of risk, but, in general, the more investment risk you are willing to accept, the higher your potential returns and the greater your potential losses. No reliance should be placed upon the accuracy or reliability of this volatility meter in making an investment decision. The risks associated with an investment in a Fund are set out in the Invesco Simplified Prospectus, which may be obtained at [invesco.com/ca](http://invesco.com/ca) or at [sedar.com](http://sedar.com), or from your Invesco Sales representative.

Portfolio managers are under Invesco Advisers Inc., which is an affiliate of Invesco Canada Ltd. and a sub-advisor of the fund(s) managed by them.

Series F shares or units are available to investors who have fee-based accounts with their dealer or have access to a discount brokerage platform through their dealer. Sales charges and trailing commissions are not payable for Series F shares or units; however, investors holding such series in fee-based accounts pay fees to their dealer for investment advice and other services. The performance of various series may differ due to fees and expenses.

Invesco® and all associated trademarks are trademarks of Invesco Holding Company Limited, used under licence.

© Invesco Canada Ltd., 2025