

Invesco European Equity Class

Why invest in this fund

- 1 Investment continuity.**
Our experienced investment team has managed the strategy through a diverse range of market environments since 2000.
- 2 Quality focus.**
We manage the strategy with a quality growth approach focused on valuation which we believe is a key differentiator from peers.
- 3 Consistent approach.**
The fund adheres to a strict bottom-up, long-term EQV investment process that results in a portfolio that is differentiated from its benchmark.

Top issuers

(% of total market value)

Banco Santander SA	4.28
TotalEnergies SE	3.80
UniCredit SpA	3.40
Banco Bilbao Vizcaya Argentaria SA	3.29
Rolls-Royce Holdings PLC	3.22
AstraZeneca PLC	3.09
ASML Holding NV	3.08
BAE Systems PLC	2.55
ArcelorMittal SA	2.46
Thales SA	2.46

Holdings are subject to change and are not buy/sell recommendations.

Asset mix

Intl Common Stock	97.69
Cash	2.31

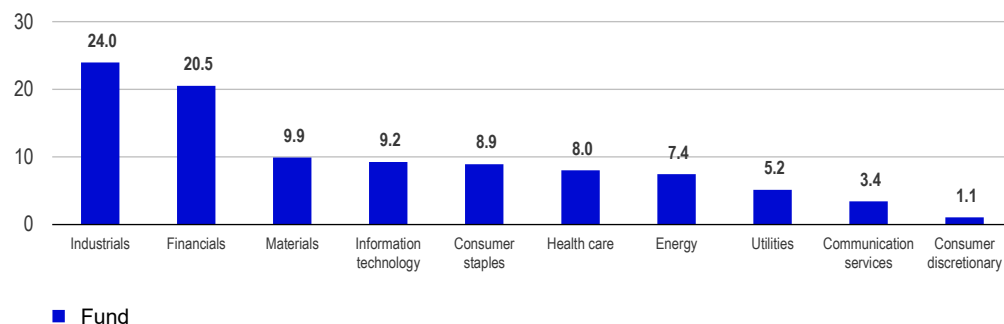
What this fund does

The fund seeks long-term growth of capital by investing in all-cap, high-quality growth companies in the European region (both developed and emerging markets) that offer an attractive combination of earnings growth, quality, and valuation characteristics (EQV).

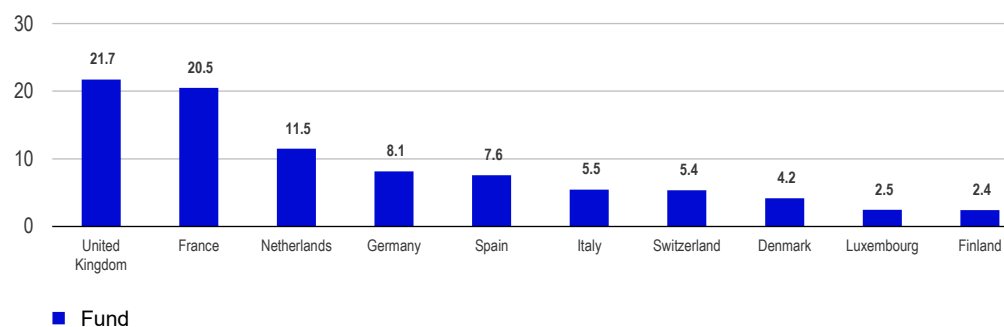
Fund overview (as of 03/31/26)

Fund objective	Invesco European Equity Class seeks to generate long-term capital growth by investing mainly in equities of companies in mature European markets that show growth potential. The Fund may also invest up to 50% of its assets in securities of companies in less-developed European markets, the Middle East and Africa.
Total net assets	\$11.69 million
Distribution frequency	Yearly
Fund category ¹	European Equity
Portfolio managers	James Rutland, John Surplice, Martin Walker
Risk classification ²	Medium
Total number of holdings	54

Sector breakdown (% of total market value)



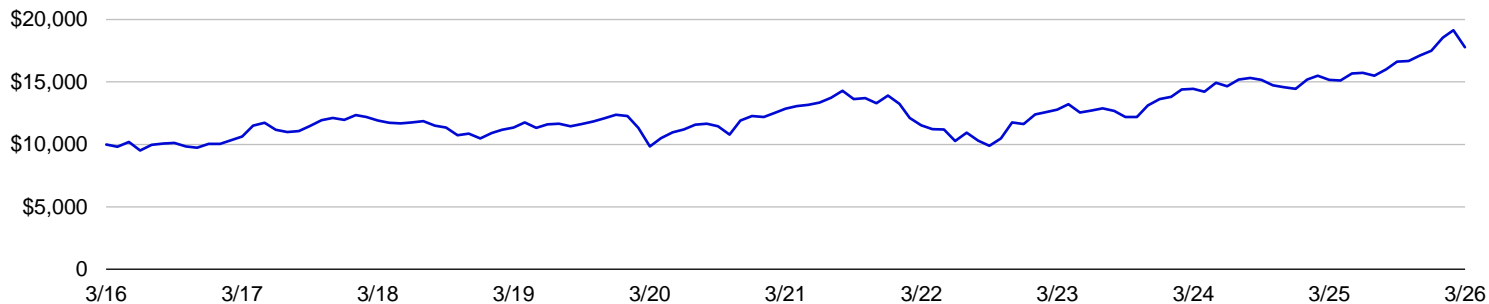
Top countries (% of total market value)



Performance of a \$10,000 investment

Series F (March 31, 2016 – March 31, 2026)

■ Invesco European Equity Class Series F: \$17,769



Standardized performance (%) as of March 31, 2026

	YTD	3 Month	1 year	3 year	5 year	10 year	Since inception
Series F inception: 11/01/00	1.48	1.48	17.10	11.62	6.69	5.92	3.04
Series A inception: 11/01/00	1.02	1.02	15.01	9.63	4.80	4.19	1.44

Returns less than one year are cumulative; all others are annualized.

Calendar year total returns (%)

	2016	2017	2018	2019	2020	2021	2022	2023	2024	2025
Series F	-6.11	19.12	-12.54	18.26	-0.99	13.48	-16.43	17.24	6.06	21.10
Series A	-7.33	17.43	-13.88	16.73	-2.66	11.42	-17.90	15.18	4.18	18.91

Fund codes

	SC	NSC	MAF (%)	MER (%)
Series F	-	647	0.85	1.17
Series A	643	-	2.00	2.96

For additional series and purchase options, please see [invesco.com/ca-en/mutual-funds](https://www.invesco.com/ca-en/mutual-funds)

- MER is displayed for the period ending March 31, 2025.
- The Management Expense Ratio (MER) indicates the trailing 12-month expense ratio, representing the cost of operating the fund. This includes applicable taxes such as HST, GST, and QST, but excludes commissions and other portfolio transaction costs. The MER is expressed as a percentage of the daily average net asset value over the period, including the fund's proportionate share of any expenses from underlying funds, if applicable. Each fund's MER is detailed in its Management Report of Fund Performance (MRFP), which can be found in the Documents tab on [invesco.com/ca](https://www.invesco.com/ca).
- Invesco Canada Ltd. waived some of the Fund's expenses. If it had not done so, the MER would have been higher.

On July 30, 2025 Invesco EQV European Equity Class changed its name to Invesco European Equity Class

Commissions, trailing commissions, management fees and expenses may be associated with mutual fund investments. The indicated rates of return are the historical annual compounded total returns, including changes in security value and reinvestment of all distributions, and do not take into account sales, redemptions, distribution or optional charges, or income taxes payable by any security holder, which would have reduced returns. Mutual funds are not guaranteed, their values change frequently and past performance may not be repeated. Please read the simplified prospectus before investing. Copies are available from your advisor or Invesco Canada Ltd.

Unless otherwise specified, all information is as of 03/31/26.

¹The fund category is that of the Canadian Investment Funds Standards Committee (CIFSC).

²Risk is the chance that your investment may not perform as expected. There are different degrees and types of risk, but, in general, the more investment risk you are willing to accept, the higher your potential returns and the greater your potential losses. No reliance should be placed upon the accuracy or reliability of this volatility meter in making an investment decision. The risks associated with an investment in a Fund are set out in the Invesco Simplified Prospectus, which may be obtained at invesco.com/ca or at sedar.com, or from your Invesco Sales representative.

On June 23, 2025, the Fund's subadvisor and portfolio manager team were changed. The performance of this Fund for the period prior to this date would have been different had the current subadvisor and portfolio manager team been in place during that period.

Portfolio managers are under Invesco Asset Management Limited which is an affiliate of Invesco Canada Ltd. and a sub-advisor of the fund(s) managed by them.

Invesco Asset Management Limited and Invesco Canada Ltd. are indirect, wholly owned subsidiaries of Invesco Ltd.

Series F shares or units are available to investors who have fee-based accounts with their dealer or have access to a discount brokerage platform through their dealer. Sales charges and trailing commissions are not payable for Series F shares or units; however, investors holding such series in fee-based accounts pay fees to their dealer for investment advice and other services. The performance of various series may differ due to fees and expenses.

Invesco® and all associated trademarks are trademarks of Invesco Holding Company Limited, used under licence.

© Invesco Canada Ltd., 2025