

CI U.S. Stock Selection Fund

Series EF CAD



AS AT APRIL 30, 2025

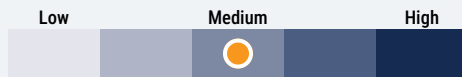
FUND OVERVIEW

This fund invests primarily in a broadly diversified portfolio of American equity securities.

FUND DETAILS

Inception date	August 2015
CAD Total net assets (\$CAD) As at 2025-04-29	\$704.0 million
NAVPS	\$16.9424
MER (%) As at 2024-09-30	1.25
Management fee (%)	0.95
Asset class	U.S. Equity
Currency	CAD
Minimum investment	\$100,000 initial/\$5,000 additional
Distribution frequency	Annually
Last distribution	\$1.9627

Risk rating¹



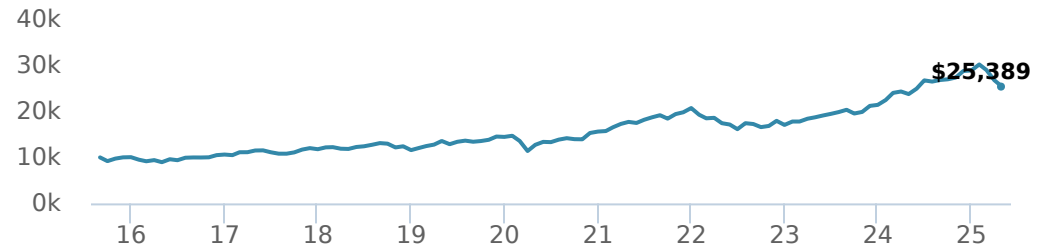
FUND CODES

EF	15172
A	ISC 7500 DSC SO* 7505 LL SO 1510
E	16172
F	7506
I	7968
O	18172
P	90068

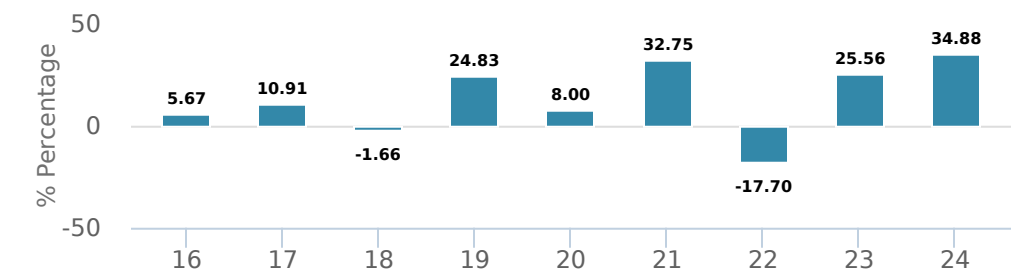
*No new purchases directly into switch only funds.

PERFORMANCE²

Growth of \$10,000 (since inception date)



Calendar year performance



Average annual compound returns

	YTD	1 Mo	3 Mo	6 Mo	1 Y	3 Y	5 Y	10 Y	Inception*
	-12.12%	-5.21%	-15.94%	-7.19%	6.83%	13.34%	14.80%	-	10.03%

*Since inception date


DISTRIBUTION HISTORY³

Payable date	Total	Payable date	Total
2024-12-20	1.9627	2018-12-14	0.4035
2023-12-22	0.8120		
2022-12-16	0.0289		
2021-12-17	2.5021		
2019-12-13	0.9881		


CI PREFERRED PRICING⁴

Investment amount	Combined fee reduction
\$100,000 - \$250,000	0.00%
\$250,000 - \$500,000	0.03%
\$500,000 - \$1,000,000	0.13%
\$1,000,000 - \$2,500,000	0.25%
\$2,500,000 - \$5,000,000	0.30%
\$5,000,000 and above	0.38%

MANAGEMENT TEAM



Greg Quickmire



Jeremy Rosa



Peter Hofstra

AS AT APRIL 30, 2025

PORTFOLIO ALLOCATIONS⁵

Asset allocation	(%)	Sector allocation	(%)	Geographic allocation	(%)
US Equity	88.60	Technology	47.11	United States	88.58
International Equity	6.19	Healthcare	32.65	Canada	5.23
Cash and Equivalents	4.11	Financial Services	11.30	United Kingdom	3.80
Canadian Equity	1.10	Consumer Services	4.83	Israel	1.27
		Cash and Cash Equivalent	4.11	Taiwan	1.12

TOP HOLDINGS⁶

	Sector	(%)
1. Microsoft Corp	Information Technology	8.30%
2. NVIDIA Corp	Computer Electronics	7.67%
3. UnitedHealth Group Inc	Healthcare Services	5.42%
4. Eli Lilly and Co	Drugs	5.40%
5. Alphabet Inc Cl C	Information Technology	5.28%
6. Apple Inc	Computer Electronics	5.10%
7. Amazon.com Inc	Retail	4.83%
8. CASH	Cash and Cash Equivalent	4.13%
9. Mastercard Inc Cl A	Diversified Financial Services	4.01%
10. Merck & Co Inc	Drugs	3.96%
11. AstraZeneca PLC - ADR	Drugs	3.80%
12. Broadcom Inc	Computer Electronics	3.73%
13. Meta Platforms Inc Cl A	Information Technology	3.62%
14. ServiceNow Inc	Information Technology	3.18%
15. Cigna Corp	Healthcare Services	2.48%

Over 35,000 financial advisors have chosen CI Global Asset Management as a partner. We believe that Canadians have the best opportunity for investments success by using the services of a professional financial advisor. [Learn more at ci.com](https://www.ci.com).

¹ The risk level of a fund has been determined in accordance with a standardized risk classification methodology in National Instrument 81-102, that is based on the fund's historical volatility as measured by the 10-year standard deviation of the fund's returns. Where a fund has offered securities to the public for less than 10 years, the standardized methodology requires that the standard deviation of a reference mutual fund or index that reasonably approximates the fund's standard deviation be used to determine the fund's risk rating. Please note that historical performance may not be indicative of future returns and a fund's historical volatility may not be indicative of future volatility.

² Commissions, trailing commissions, management fees and expenses all may be associated with mutual fund investments. Please read the prospectus before investing. The indicated rates of return are the historical annual compounded total returns net of fees and expenses payable by the fund (except for figures of one year or less, which are simple total returns) including changes in security value and reinvestment of all dividends/distributions and do not take into account sales, redemption, distribution or optional charges or income taxes payable by any securityholder that would have reduced returns. Mutual funds are not guaranteed, their values change frequently, and past performance may not be repeated.

³ Please refer to the fund's simplified prospectus for distribution information.

⁴ CI Preferred Pricing fee reductions apply to management and administration fees and start at \$100,000.

⁶ The portfolio holdings are subject to change without notice and may only represent a small percentage of portfolio holdings. They are not recommendations to buy or sell any particular security.

The contents are not to be used or construed as investment advice or as an endorsement or recommendation of any entity of security discussed.

Certain statements contained in this communication are based in whole or in part on information provided by third parties and CI has taken reasonable steps to ensure their accuracy.

The rates of return are used only to illustrate the effects of the compound growth rate and are not intended to reflect future values or returns on investment in an investment fund.

The "Growth of \$10,000 invested" chart shows the final value of a hypothetical \$10,000 investment in securities in this class/series of the fund as at the end of the investment period indicated and is not intended to reflect future values or returns on investment in such securities.

Management Expense Ratio ("MER") represents the trailing 12-month management expense ratio, which reflects the cost of running the fund, inclusive of applicable taxes including HST, GST and QST (excluding commissions and other portfolio transaction costs) as a percentage of daily average net asset value the period, including the fund's proportionate share of any underlying fund(s) expenses, if applicable. The MER is reported in each fund's Management Report of Fund Performance ("MRFP"). MRFPs can be found within the Documents tab on ci.com.

CI Global Asset Management is a registered business name of CI Investments Inc.

©CI Investments Inc. 2024. All rights reserved.

Published May 2025