

# Cambridge Canadian Growth Companies Fund

Class AT6

Not available for retail investors



AS AT OCTOBER 31, 2019

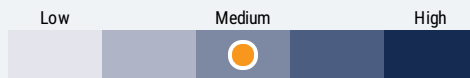
## FUND OVERVIEW

This fund invests primarily in common shares of Canadian companies. The fund may invest up to 49% of its assets in foreign market investments.

## FUND DETAILS

Inception date	February 2011
Total net assets (\$CAD) As at 2019-10-31	\$419.9 million
NAVPS	\$16.1380
MER (%) As at 2019-03-31	2.34
Management fee (%)	2.000
Asset class	Canadian Equity
Currency	CAD
Minimum investment	\$5,000 initial / \$25 additional
Distribution frequency	Monthly
Last distribution	\$0.0795

## Risk rating<sup>3</sup>



## FUND CODES

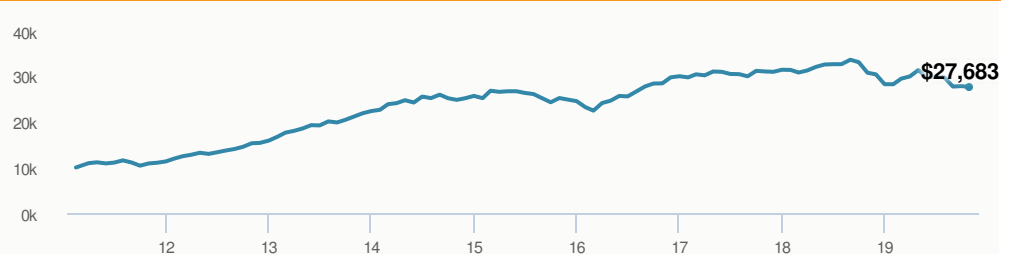
	T5	T6
A	ISC 11108 DSC 11158 LL 11458	ISC 115T5 DSC 215T5 LL 315T5 LL 11958
E	16155	
EF	15155	
F	11008	
O	18155	
P	90057	

## DISTRIBUTION HISTORY<sup>4</sup>

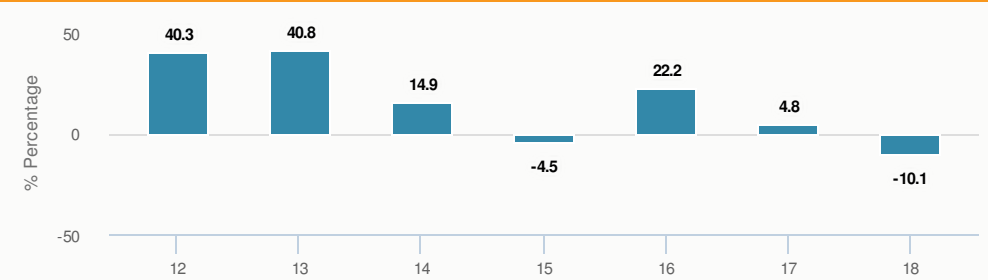
Payable date	Total	Payable date	Total
2019-10-25	0.0795	2019-05-24	0.0795
2019-09-26	0.0795	2019-04-26	0.0795
2019-08-23	0.0795	2019-03-21	0.0795
2019-07-26	0.0795	2019-02-22	0.0795
2019-06-20	0.0795	2019-01-25	0.0795

## PERFORMANCE<sup>1</sup>

Growth of \$10,000 (since inception date)



## Calendar year performance



## Average annual compound returns

YTD	1 Mo	3 Mo	6 Mo	1 Y	3 Y	5 Y	10 Y	Inception*
6.2%	-0.8%	-7.2%	-11.9%	-2.5%	1.8%	3.9%	-%	12.4%

\*Since inception date

## PORTFOLIO ALLOCATIONS<sup>2</sup>

Asset allocation	(%)	Sector allocation	(%)
Canadian Equity	37.33%	Consumer Services	22.00%
International Equity	24.98%	Energy	13.16%
US Equity	22.58%	Industrial Goods	13.03%
Income Trust Units	10.63%	Financial Services	12.41%
Cash and Equivalents	4.47%	Consumer Goods	12.03%
Other	0.01%	Industrial Services	10.86%
		Technology	10.60%
		Cash and Cash Equivalent	4.47%
		Healthcare	1.43%
		Other	0.01%

Geographic allocation	(%)
Canada	44.90%
United States	24.63%
United Kingdom	6.02%
Bermuda	5.48%
Luxembourg	4.51%
Israel	3.83%
Australia	2.91%
Sweden	2.81%
Netherlands	2.53%
Other	2.38%

Note: This page is not complete without disclaimers on the next page.

# Cambridge Canadian Growth Companies Fund

Class AT6

Not available for retail investors



AS AT OCTOBER 31, 2019

## TOP HOLDINGS

	Sector	(%)
1. Great Canadian Gaming Corp	Leisure	6.20%
2. Spin Master Corp	Leisure	6.12%
3. Brookfield Business Partners LP - Units	Construction Materials	5.48%
4. TFI International Inc	Transportation	5.00%
5. Middleby Corp	Manufacturing	4.74%
6. B&M European Value Retail SA	Food, Beverage and Tobacco	4.51%
7. CarGurus Inc Cl A	Diversified Consumer Services	4.21%
8. Smartsheet Inc Cl A	Information Technology	4.01%
9. LendingTree Inc	Diversified Financial Services	3.95%
10. Wix.Com Ltd	Information Technology	3.83%
11. PrairieSky Royalty Ltd	Oil and Gas Production	3.79%
12. Burford Capital Ltd	Professional Services	3.57%
13. Keyera Corp	Oil and Gas Production	3.30%
14. Boyd Group Income Fund - Units	Diversified Consumer Services	3.10%
15. Tourmaline Oil Corp	Oil and Gas Production	3.02%

## MANAGEMENT TEAM



Cambridge Global Asset Management, a division of CI Investments Inc., is led by Chief Investment Officer Brandon Snow. The team, including lead portfolio managers Robert Swanson (CI Global Investments Inc.), Stephen Groff and Greg Dean, invests in companies building long-term economic value. CI Global Investments Inc. is a firm registered with the U.S. Securities and Exchange Commission and an affiliate of CI Investments Inc. Certain funds associated with Cambridge Global Asset Management are sub-advised by CI Global Investments Inc.



Greg Dean

Over 35,000 financial advisors have chosen CI Investments as a partner. We believe that Canadians have the best opportunity for investments success by using the services of a professional financial advisor. [Learn more at ci.com](http://ci.com).

<sup>1</sup> Commissions, trailing commissions, management fees and expenses all may be associated with mutual fund investments. Please read the prospectus before investing. The indicated rates of return are the historical annual compounded total returns (net of fees and expenses payable by the fund) including changes in security value and reinvestment of all dividends/distributions and do not take into account sales, redemption, distribution or optional charges or income taxes payable by any securityholder that would have reduced returns. Mutual funds are not guaranteed, their values change frequently, and past performance may not be repeated.

<sup>2</sup> Portfolio allocations will fluctuate over the life of the mutual fund as the portfolio holdings and market value of each security changes. The portfolio manager(s) may change the portfolio allocations in some or all of the sectors.

<sup>3</sup> The risk level of a fund has been determined in accordance with a standardized risk classification methodology in National Instrument 81-102, that is based on the fund's historical volatility as measured by the 10-year standard deviation of the fund's returns. Where a fund has offered securities to the public for less than 10 years, the standardized methodology requires that the standard deviation of a reference mutual fund or index that reasonably approximates the fund's standard deviation be used to determine the fund's risk rating. Please note that historical performance may not be indicative of future returns and a fund's historical volatility may not be indicative of future volatility.

<sup>4</sup> Please refer to the fund's simplified prospectus for distribution information.

The contents are not to be used or construed as investment advice or as an endorsement or recommendation of any entity of security discussed.

© CI Investments and the CI Investments design are registered trademarks of CI Investments Inc. © CI Investments Inc. 2019. All rights reserved. 2019. "Trusted Partner in Wealth™" is a trademark of CI Investments Inc.

Published October 2019