

# CI Corporate Bond Corporate Class

Series AT5 CAD



AS AT MARCH 31, 2024

## FUND OVERVIEW

This fund invests mainly in fixed income securities that are investment grade and below investment grade.

## FUND DETAILS

Inception date	May 2011
CAD Total net assets (\$CAD) As at 2024-03-28	\$428.5 million
NAVPS	\$6.4891
MER (%) As at 2023-09-30	1.57
Management fee (%)	1.05
Asset class	Global Fixed Income
Currency	CAD
Minimum investment	\$5,000 initial/\$25 additional
Distribution frequency	Monthly
Last distribution	\$0.0182
Average Credit Rating	BB+

## Risk rating<sup>1</sup>

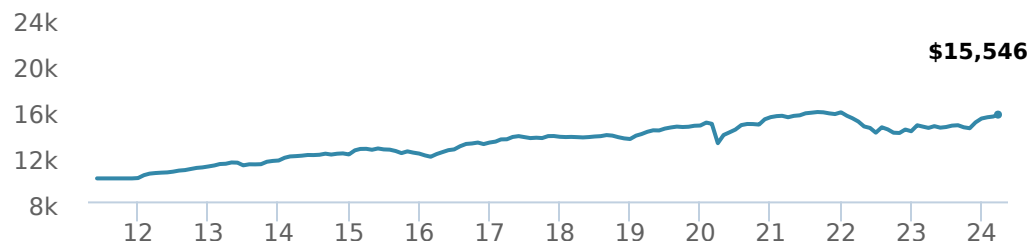


## FUND CODES

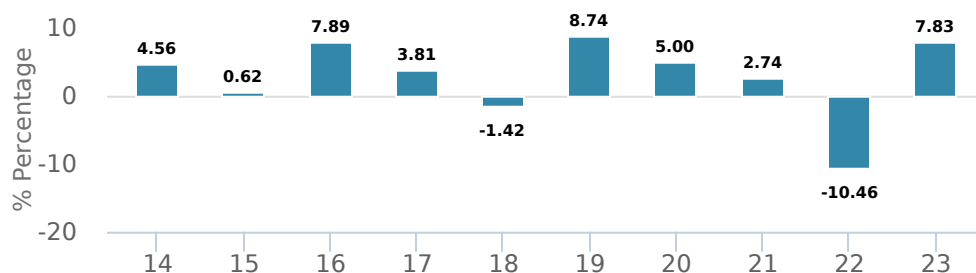
	T5	T8
A	ISC 2308 DSC 3308 LL 1308	ISC 171T5 DSC 271T5 LL 371T5
E	16139	16739
EF	15139	15739
F	4308	450T5
I	5317	071T8
O	18139	18739
P	90110	90610
X	4900	

## PERFORMANCE<sup>2</sup>

Growth of \$10,000 (since inception date)



## Calendar year performance



## Average annual compound returns

YTD	1 Mo	3 Mo	6 Mo	1 Y	3 Y	5 Y	10 Y	Inception*
2.24%	1.09%	2.24%	7.62%	8.03%	0.49%	2.04%	2.68%	3.48%

\*Since inception date

## DISTRIBUTION HISTORY<sup>3</sup>

Payable date	Total	Payable date	Total
2024-03-22	0.0182	2023-11-24	0.0262
2024-03-21	0.0269	2023-10-27	0.0262
2024-02-23	0.0269	2023-09-21	0.0262
2024-01-26	0.0269		
2023-12-21	0.0262		

## CI PREFERRED PRICING<sup>4</sup>

Investment amount	Combined fee reduction
\$100,000 - \$500,000	0.00%
\$500,000 - \$1,000,000	0.01%
\$1,000,000 - \$2,500,000	0.08%
\$2,500,000 - \$5,000,000	0.13%
\$5,000,000 and above	0.20%

## FUND CHARACTERISTICS

Average Coupon %	5.55
Duration	3.91
Yield	6.87

## RATING SUMMARY (%)

AAA	1.76
AA	1.36
A	11.78
BBB	42.96
BB	19.29
B	16.32
NR	4.32
Average Credit Rating	BB+

\*Corporate and Government bonds only.

# CI Corporate Bond Corporate Class

Series AT5 CAD



AS AT MARCH 31, 2024

## PORTFOLIO ALLOCATIONS<sup>5</sup>

Asset allocation	(%)	Sector allocation	(%)	Geographic allocation	(%)
Foreign Corporate Bonds	43.95	Fixed Income	88.38	Canada	51.49
Canadian Corporate Bonds	40.07	Cash and Cash Equivalent	4.38	United States	45.91
Canadian Equity	5.14	Financial Services	2.76	Cayman Islands	1.88
Cash and Equivalents	4.38	Energy	1.02	Bermuda	0.28
Canadian Government Bonds	2.03	Mutual Fund	0.78	Ireland	0.26
Canadian Bonds - Other	1.55	Utilities	0.63	Other	0.17
US Equity	1.36	Telecommunications	0.61	United Kingdom	0.01
Mortgages	0.79	Consumer Goods	0.56		
Foreign Government Bonds	0.45	Other	0.48		
Other	0.28	Real Estate	0.40		


## TOP HOLDINGS

	Sector	(%)
1. CI Corporate Bond Fund Class I	Fixed Income	99.68%

## MANAGEMENT TEAM



Geof Marshall



John Shaw

**Over 35,000 financial advisors have chosen CI Global Asset Management as a partner. We believe that Canadians have the best opportunity for investments success by using the services of a professional financial advisor. [Learn more at ci.com](https://www.ci.com).**

<sup>1</sup> The risk level of a fund has been determined in accordance with a standardized risk classification methodology in National Instrument 81-102, that is based on the fund's historical volatility as measured by the 10-year standard deviation of the fund's returns. Where a fund has offered securities to the public for less than 10 years, the standardized methodology requires that the standard deviation of a reference mutual fund or index that reasonably approximates the fund's standard deviation be used to determine the fund's risk rating. Please note that historical performance may not be indicative of future returns and a fund's historical volatility may not be indicative of future volatility.

<sup>2</sup> Commissions, trailing commissions, management fees and expenses all may be associated with mutual fund investments. Please read the prospectus before investing. The indicated rates of return are the historical annual compounded total returns net of fees and expenses payable by the fund (except for figures of one year or less, which are simple total returns) including changes in security value and reinvestment of all dividends/distributions and do not take into account sales, redemption, distribution or optional charges or income taxes payable by any securityholder that would have reduced returns. Mutual funds are not guaranteed, their values change frequently, and past performance may not be repeated.

<sup>3</sup> Please refer to the fund's simplified prospectus for distribution information.

<sup>4</sup> CI Preferred Pricing fee reductions apply to management and administration fees and start at \$100,000.

<sup>5</sup> Portfolio allocations will fluctuate over the life of the mutual fund as the portfolio holdings and market value of each security changes. The portfolio manager(s) may change the portfolio allocations in some or all of the sectors.

The contents are not to be used or construed as investment advice or as an endorsement or recommendation of any entity of security discussed.

Certain statements contained in this communication are based in whole or in part on information provided by third parties and CI has taken reasonable steps to ensure their accuracy.

The rates of return are used only to illustrate the effects of the compound growth rate and are not intended to reflect future values or returns on investment in an investment fund.

The "Growth of \$10,000 invested" chart shows the final value of a hypothetical \$10,000 investment in securities in this class/series of the fund as at the end of the investment period indicated and is not intended to reflect future values or returns on investment in such securities.

Management Expense Ratio ("MER") represents the trailing 12-month management expense ratio, which reflects the cost of running the fund, inclusive of applicable taxes including HST, GST and QST (excluding commissions and other portfolio transaction costs) as a percentage of daily average net asset value the period, including the fund's proportionate share of any underlying fund(s) expenses, if applicable. The MER is reported in each fund's Management Report of Fund Performance ("MRFP"). MRFPs can be found within the Documents tab on ci.com.

CI Global Asset Management is a registered business name of CI Investments Inc.

©CI Investments Inc. 2024. All rights reserved.

Published April 2024