

CI Canadian Bond Corporate Class

Series AT5 CAD



AS AT FEBRUARY 28, 2023

FUND OVERVIEW

This fund invests primarily in fixed income securities of Canadian governments and companies. It is currently expected that investments in foreign securities will generally be no more than 49% of the fund's assets.

FUND DETAILS

Inception date	June 2011
Total net assets (\$CAD) As at 2023-02-28	\$107.3 million
NAVPS	\$5.3081
MER (%) As at 2022-09-30	1.46
Management fee (%)	1.10
Asset class	Canadian Fixed Income
Currency	CAD
Minimum investment	\$5,000 initial/\$25 additional
Distribution frequency	Monthly
Last distribution	\$0.0221

Risk rating¹

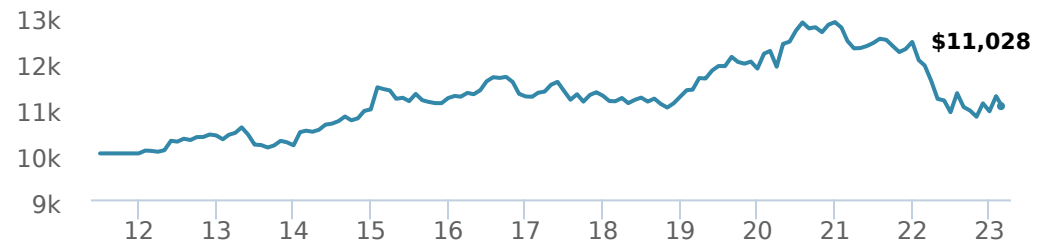


FUND CODES

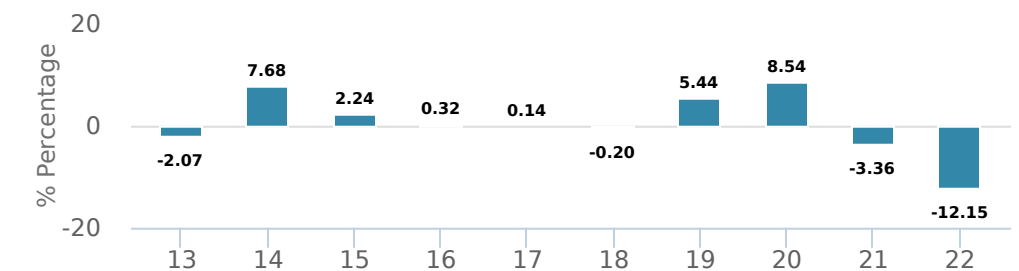
	T5		T8
A	ISC 2303 DSC 3303 LL 1303	ISC 170T5 DSC 270T5 LL 370T5	ISC 670T8 DSC 770T8 LL 870T8
E	16137	16737	16437
EF	15137	15737	15437
F	4303		970T8
I	5303		070T8
O	18137	18737	18437
P	90109		

PERFORMANCE²

Growth of \$10,000 (since inception date)



Calendar year performance



Average annual compound returns

YTD	1 Mo	3 Mo	6 Mo	1 Y	3 Y	5 Y	10 Y	Inception [*]
1.04%	-1.93%	-0.55%	0.18%	-7.42%	-3.38%	-0.19%	0.58%	0.84%

^{*}Since inception date


DISTRIBUTION HISTORY³

Payable date	Total	Payable date	Total
2023-02-24	0.0221	2022-08-26	0.0267
2022-12-22	0.0267	2022-07-22	0.0267
2022-11-25	0.0267	2022-06-23	0.0267
2022-10-28	0.0267	2022-05-27	0.0267
2022-09-22	0.0267	2022-04-22	0.0267

CI PREFERRED PRICING⁴

Investment amount	Combined fee reduction
\$100,000 - \$500,000	0.05%
\$500,000 - \$1,000,000	0.06%
\$1,000,000 - \$2,500,000	0.13%
\$2,500,000 - \$5,000,000	0.17%
\$5,000,000 and above	0.24%

MANAGEMENT TEAM



John Shaw



James Dutkiewicz

CI Canadian Bond Corporate Class

Series AT5 CAD



AS AT FEBRUARY 28, 2023

PORTFOLIO ALLOCATIONS⁵

Asset allocation	(%)	Sector allocation	(%)	Geographic allocation	(%)
Canadian Government Bonds	52.78	Fixed Income	98.44	Canada	94.97
Canadian Corporate Bonds	37.31	Cash and Cash Equivalent	1.51	United States	4.75
Foreign Corporate Bonds	3.07	Other	0.05	Cayman Islands	0.10
Canadian Bonds - Other	2.53			Other	0.07
Foreign Government Bonds	1.64			Germany	0.06
Cash and Equivalents	1.51			Belgium	0.01
Mortgages	1.11			Norway	0.01
Other	0.05			United Kingdom	0.01
				Chile	0.01
				France	0.01
				Multi-National	0.01
				Netherlands	0.01

TOP HOLDINGS

	Sector	(%)
1. CI Canadian Bond Fund Class I	Fixed Income	99.84%
2. Usd Cash Sweep	Cash and Cash Equivalent	0.17%
3. Cad Cash Sweep	Cash and Cash Equivalent	0.00%

Note: This page is not complete without disclaimers on the next page.

Over 35,000 financial advisors have chosen CI Global Asset Management as a partner. We believe that Canadians have the best opportunity for investments success by using the services of a professional financial advisor. [Learn more at ci.com.](#)

¹ The risk level of a fund has been determined in accordance with a standardized risk classification methodology in National Instrument 81-102, that is based on the fund's historical volatility as measured by the 10-year standard deviation of the fund's returns. Where a fund has offered securities to the public for less than 10 years, the standardized methodology requires that the standard deviation of a reference mutual fund or index that reasonably approximates the fund's standard deviation be used to determine the fund's risk rating. Please note that historical performance may not be indicative of future returns and a fund's historical volatility may not be indicative of future volatility.

² Commissions, trailing commissions, management fees and expenses all may be associated with mutual fund investments. Please read the prospectus before investing. The indicated rates of return are the historical annual compounded total returns net of fees and expenses payable by the fund (except for figures of one year or less, which are simple total returns) including changes in security value and reinvestment of all dividends/distributions and do not take into account sales, redemption, distribution or optional charges or income taxes payable by any securityholder that would have reduced returns. Mutual funds are not guaranteed, their values change frequently, and past performance may not be repeated.

³ Please refer to the fund's simplified prospectus for distribution information.

⁴ CI Preferred Pricing fee reductions apply to management and administration fees and start at \$100,000.

⁵ Portfolio allocations will fluctuate over the life of the mutual fund as the portfolio holdings and market value of each security changes. The portfolio manager(s) may change the portfolio allocations in some or all of the sectors.

The contents are not to be used or construed as investment advice or as an endorsement or recommendation of any entity of security discussed.

Certain statements contained in this communication are based in whole or in part on information provided by third parties and CI has taken reasonable steps to ensure their accuracy.

The rates of return are used only to illustrate the effects of the compound growth rate and are not intended to reflect future values or returns on investment in an investment fund.

The "Growth of \$10,000 invested" chart shows the final value of a hypothetical \$10,000 investment in securities in this class/series of the fund as at the end of the investment period indicated and is not intended to reflect future values or returns on investment in such securities.

Management Expense Ratio ("MER") represents the trailing 12-month management expense ratio, which reflects the cost of running the fund, inclusive of applicable taxes including HST, GST and QST (excluding commissions and other portfolio transaction costs) as a percentage of daily average net asset value the period, including the fund's proportionate share of any underlying fund(s) expenses, if applicable. The MER is reported in each fund's Management Report of Fund Performance ("MRFP"). MRFPs can be found within the Documents tab on ci.com.

CI Global Asset Management is a registered business name of CI Investments Inc.

©CI Investments Inc. 2023. All rights reserved.

Published March 2023