

CI International Equity Corporate Class

Series P CAD



AS AT MARCH 31, 2024

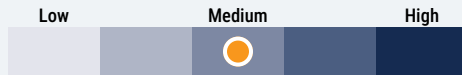
FUND OVERVIEW

This fund invests in equity securities of companies located outside of Canada and the United States.

FUND DETAILS

Inception date	May 2017
CAD Total net assets (\$CAD) As at 2024-03-28	\$144.2 million
NAVPS	\$11.1601
MER (%) As at 2023-09-30	0.25
Management fee (%)	Negotiable
Asset class	International Equity
Currency	CAD
Minimum investment	\$500 initial/\$25 additional
Distribution frequency	Quarterly
Last distribution	\$0.4907

Risk rating¹



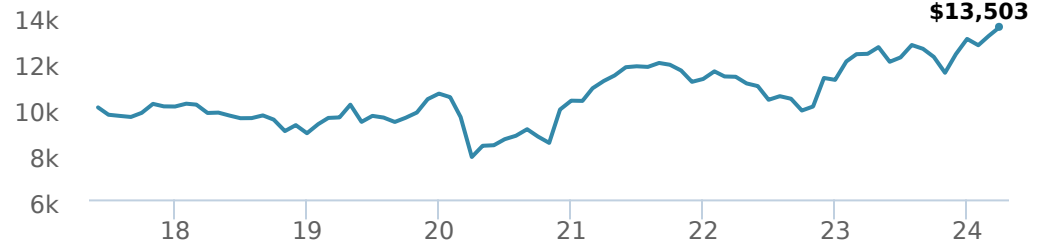
FUND CODES

	T5	T8
P	90002	90502
A	ISC 2575 DSC SO* 3575 LL SO 1575	ISC 175T5 DSC SO 275T5 LL SO 375T5
E	16130	16730
EF	15130	15730
F	4575	475T5
I	5575	075T8
O	18130	18730

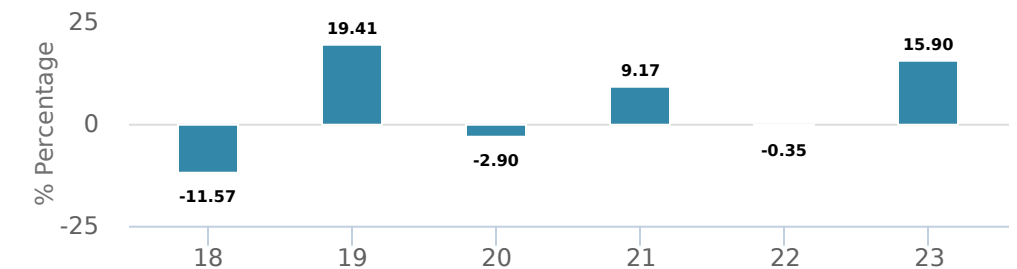
*No new purchases directly into switch only funds.

PERFORMANCE²

Growth of \$10,000 (since inception date)



Calendar year performance



Average annual compound returns

YTD	1 Mo	3 Mo	6 Mo	1 Y	3 Y	5 Y	10 Y	Inception*
4.05%	3.00%	4.05%	10.72%	9.52%	6.60%	7.14%	-	4.44%

*Since inception date

DISTRIBUTION HISTORY³

Payable date	Total	Payable date	Total
2022-03-25	0.4907	2019-12-13	0.1094
2020-12-18	0.0287	2019-09-27	0.1045
2020-09-25	0.0269	2019-06-21	0.1012
2020-06-26	0.1038	2019-03-22	0.1585
2020-03-20	0.0878	2018-12-14	0.0527


CI PREFERRED PRICING⁴

Investment amount	Combined fee reduction
\$100,000 - \$500,000	0.08%
\$500,000 - \$1,000,000	0.11%
\$1,000,000 - \$2,500,000	0.22%
\$2,500,000 - \$5,000,000	0.30%
\$5,000,000 and above	0.42%


MANAGEMENT TEAM




Black Creek Investment Management is led by award-winning money managers Bill Kanko and Richard Jenkins. Black Creek pursues an equity mandate with no restrictions on finding the best businesses in the world. Black Creek Investment Management is a sub-advisor to CI Investments Inc.



Evelyn Huang



Melissa Casson



Richard Jenkins

AS AT MARCH 31, 2024

PORTFOLIO ALLOCATIONS⁵

Asset allocation	(%)	Sector allocation	(%)	Geographic allocation	(%)
International Equity	98.25	Technology	19.34	Other	26.98
Cash and Equivalents	1.78	Financial Services	17.23	United Kingdom	15.96
Other	-0.03	Consumer Goods	16.98	France	14.11
		Industrial Goods	12.66	India	7.93
		Telecommunications	8.45	Japan	7.22
		Healthcare	7.89	Germany	7.11
		Consumer Services	5.36	Sweden	6.92
		Other	4.37	Cayman Islands	4.89
		Energy	4.08	Ireland	4.80
		Utilities	3.64	Portugal	4.08

TOP HOLDINGS

	Sector	(%)
1. CI International Equity Fund CI I	Mutual Fund	99.84%

Over 35,000 financial advisors have chosen CI Global Asset Management as a partner. We believe that Canadians have the best opportunity for investments success by using the services of a professional financial advisor. [Learn more at ci.com](https://www.ci.com).

¹ The risk level of a fund has been determined in accordance with a standardized risk classification methodology in National Instrument 81-102, that is based on the fund's historical volatility as measured by the 10-year standard deviation of the fund's returns. Where a fund has offered securities to the public for less than 10 years, the standardized methodology requires that the standard deviation of a reference mutual fund or index that reasonably approximates the fund's standard deviation be used to determine the fund's risk rating. Please note that historical performance may not be indicative of future returns and a fund's historical volatility may not be indicative of future volatility.

² Commissions, trailing commissions, management fees and expenses all may be associated with mutual fund investments. Please read the prospectus before investing. The indicated rates of return are the historical annual compounded total returns net of fees and expenses payable by the fund (except for figures of one year or less, which are simple total returns) including changes in security value and reinvestment of all dividends/distributions and do not take into account sales, redemption, distribution or optional charges or income taxes payable by any securityholder that would have reduced returns. Mutual funds are not guaranteed, their values change frequently, and past performance may not be repeated.

³ Please refer to the fund's simplified prospectus for distribution information.

⁴ CI Preferred Pricing fee reductions apply to management and administration fees and start at \$100,000.

⁵ Portfolio allocations will fluctuate over the life of the mutual fund as the portfolio holdings and market value of each security changes. The portfolio manager(s) may change the portfolio allocations in some or all of the sectors.

The contents are not to be used or construed as investment advice or as an endorsement or recommendation of any entity of security discussed.

Certain statements contained in this communication are based in whole or in part on information provided by third parties and CI has taken reasonable steps to ensure their accuracy.

The rates of return are used only to illustrate the effects of the compound growth rate and are not intended to reflect future values or returns on investment in an investment fund.

The "Growth of \$10,000 invested" chart shows the final value of a hypothetical \$10,000 investment in securities in this class/series of the fund as at the end of the investment period indicated and is not intended to reflect future values or returns on investment in such securities.

Management Expense Ratio ("MER") represents the trailing 12-month management expense ratio, which reflects the cost of running the fund, inclusive of applicable taxes including HST, GST and QST (excluding commissions and other portfolio transaction costs) as a percentage of daily average net asset value the period, including the fund's proportionate share of any underlying fund(s) expenses, if applicable. The MER is reported in each fund's Management Report of Fund Performance ("MRFP"). MRFPs can be found within the Documents tab on ci.com.

CI Global Asset Management is a registered business name of CI Investments Inc.

©CI Investments Inc. 2024. All rights reserved.

Published April 2024