

# Invesco Canadian Core Plus Bond ETF

## ICCB

### Fund description

The ETF invests primarily in debt securities issued by Canadian federal, provincial or municipal governments and companies that are rated investment grade.

### ETF information

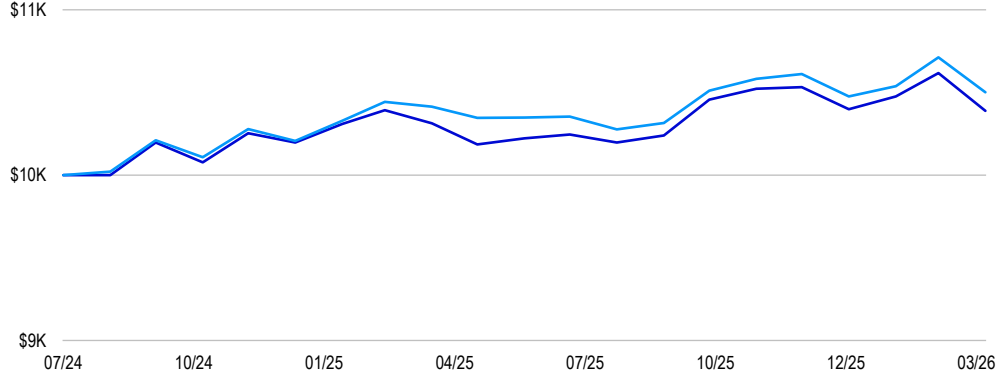
Fund ticker	ICCB
Listing exchange	TSX
Benchmark	FTSE Canada Universe Bond Index (CAD)
Currency	CAD
NAV per share	\$19.35
AUM	CAD 24.09m
Number of holdings	250
Distribution frequency	Monthly
Weighted average maturity	12.73 yrs
Weighted average duration	6.96 yrs
Weighted average yield to maturity	4.61%

Quoted yield should not be construed as an amount an investor would receive from a Fund and is subject to change.

The Management Expense Ratio (MER) indicates the trailing 12-month expense ratio, representing the cost of operating the fund. This includes applicable taxes such as HST, GST, and QST, but excludes commissions and other portfolio transaction costs. The MER is expressed as a percentage of the daily average net asset value over the period, including the fund's proportionate share of any expenses from underlying funds, if applicable. Each fund's MER is detailed in its Management Report of Fund Performance (MRFP), which can be found in the Documents tab on [invesco.com/ca](https://invesco.com/ca).

### Growth of \$10,000 (invested at start date)

■ ETF: \$10,389  
 ■ Benchmark<sup>1</sup>: \$10,501  
 \$11K  
 \$10K  
 \$9K



### Performance as at March 31, 2026

Performance (%)	YTD	1M	3M	6M	1Y	3Y	5Y	10Y	Start date
ETF	-0.09	-2.15	-0.09	-0.65	0.72	-	-	-	1.96
Benchmark <sup>1</sup>	0.23	-1.97	0.23	-0.09	0.84	-	-	-	-

### Calendar year performance (%)

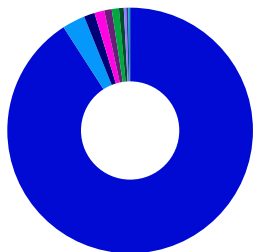
	2025	2024	2023	2022	2021	2020	2019	2018	2017	2016
ETF	1.96	-	-	-	-	-	-	-	-	-
Benchmark <sup>1</sup>	2.64	-	-	-	-	-	-	-	-	-

Top ETF holdings (%)		(Total holdings: 250)
Name		Weight
CAN 10YR BOND FUT Jun26CNM6		17.09
Cash and Cash Equivalents		7.25
Canadian Government Bond		6.51
Canadian Government Bond		4.07
Province of Ontario Canada		2.97
US 2YR NOTE (CBT) Jun26TUM6 COMB		2.43
Province of Quebec Canada		2.15
Province of Alberta Canada		2.04
Province of Ontario Canada		2.02
Province of British Columbia Canada		1.84

May not add to 100% due to rounding or negative cash position

Please see [invesco.com/ca](https://www.invesco.com/ca) for current holdings information. Holdings are subject to change.

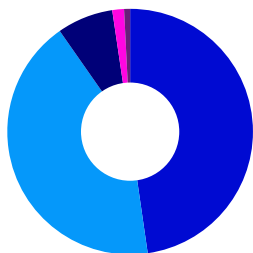
#### Geographic allocation (%)



Canada	90.84
Mexico	3.01
France	1.41
Ecuador	1.30
Japan	0.98
United States	0.95
Germany	0.62
Australia	0.34
China	0.26
United Kingdom	0.23

May not add to 100% due to rounding or negative cash position

#### Sector allocation (%)



Corporate	49.77
Non-US Govt/Agency	44.42
Treasuries	7.69
Securitized	1.62
Equity	0.82

May not add to 100% due to rounding or negative cash position

Credit ratings (%)	
AAA	14.55
AA	32.02
A	10.65
BBB	34.57
BB	5.22
B	0.28
Not Rated	2.70

May not add to 100% due to rounding or negative cash position

Maturity (%)	
180 days to 1 year	0.75
1 to 3 years	5.00
3 to 5 years	15.37
> 5 years	78.88

May not add to 100% due to rounding or negative cash position

#### Investment risks

Commissions, management fees and expenses may all be associated with investments in exchange-traded funds (ETFs). Unless otherwise indicated, rates of return for periods greater than one year are historical annual compound total returns, including changes in unit value and reinvestment of all distributions, and do not take into account any brokerage commissions or income taxes payable by any unitholder that would have reduced returns. ETFs are not guaranteed, their values change frequently, and past performance may not be repeated. Please read the prospectus before investing. Copies are available from Invesco Canada Ltd. at [invesco.com/ca](https://www.invesco.com/ca)

There are risks involved with investing in ETFs. Please read the prospectus for a complete description of risks relevant to the ETF.

Source: Invesco

#### Important information

Visit [invesco.com/ca](https://www.invesco.com/ca) to learn more about exchange-traded funds (ETFs).

Ordinary brokerage commissions apply to purchases and sales of ETF units.

This piece was produced by Invesco Canada Ltd.

Invesco® and all associated trademarks are trademarks of Invesco Holding Company Limited, used under licence.

© Invesco Canada Ltd., 2025

#### Glossary

**Weighted Average Duration** is a time measure of a bond's interest-rate sensitivity, based on the weighted average of the time periods over which a bond's cash flows accrue to the bondholder.

**Weighted Average Maturity** represents the average time until maturity for securities in a portfolio, weighted in proportion to the dollar amount that is invested in the portfolio. WAM measures the sensitivity of fixed-income portfolios to interest rate changes. Portfolios with longer WAMs are more sensitive to changes in interest rates; shorter WAMs indicate less sensitivity.

**Weighted Average Yield To Maturity** is the total return anticipated on a bond if the bond is held until it matures.

**Distribution Frequency** represents distribution of income, if any. Distribution of capital gains, interest, dividends, as applicable, if any, may be paid at different frequencies.