

CI Select 40i60e Managed Portfolio Corporate Class (formerly Select 40i60e Managed Portfolio Corporate Class)



Series EF CAD

AS AT SEPTEMBER 30, 2021

FUND OVERVIEW

This fund invests 40% of its assets in mutual funds that invest primarily in income securities and 60% of its assets in mutual funds that invest primarily in equity securities.

FUND DETAILS

Inception date	November 2014
Total net assets (\$CAD) As at 2021-09-30	\$976.4 million
NAVPS	\$11.1067
MER (%) As at 2021-03-31	1.12
Management fee (%)	0.85
Asset class	Asset Allocation
Currency	CAD
Minimum investment	\$100,000 initial / \$5,000 additional
Distribution frequency	Quarterly
Last distribution	\$0.1515

Risk rating¹

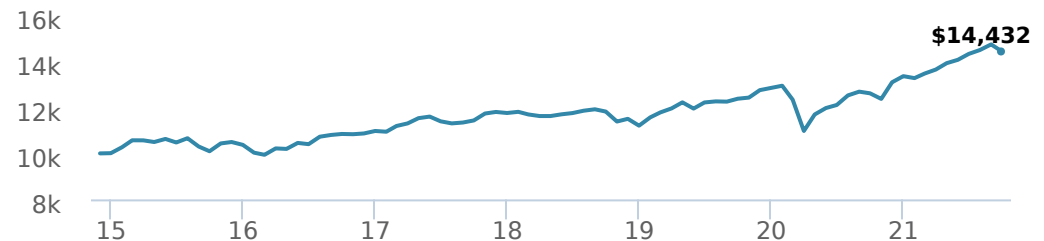


FUND CODES

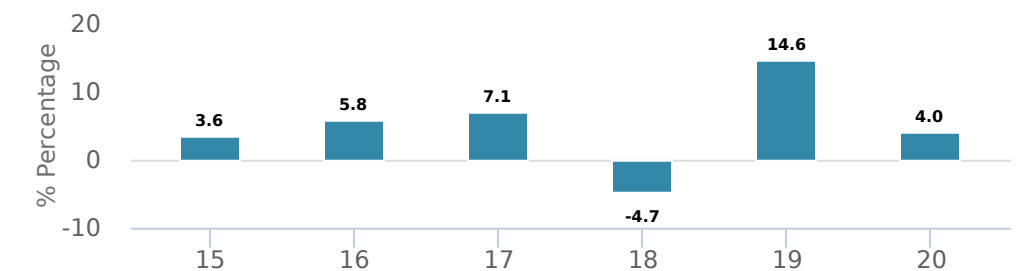
	T5		T8
EF	15109	15709	15409
A	ISC 2245 DSC 3245 LL 1325	ISC 103T5 DSC 203T5 LL 303T5	ISC 603T8 DSC 703T8 LL 803T8
E	16109	16709	16409
F	4245	403T5	903T8
I	6245		003T8
O	18109	18709	18409
P	90103	90603	90903
W	5245	483T5	983T8

PERFORMANCE²

Growth of \$10,000 (since inception date)



Calendar year performance



Average annual compound returns

YTD	1 Mo	3 Mo	6 Mo	1 Y	3 Y	5 Y	10 Y	Inception*
8.00%	-2.10%	0.70%	5.80%	14.40%	6.90%	5.90%	-	5.50%

*Since inception date

DISTRIBUTION HISTORY³

Payable date	Total	Payable date	Total
2021-03-26	0.1515	2019-12-13	0.1107
2020-12-18	0.0341	2019-09-27	0.1073
2020-09-25	0.0322	2019-06-21	0.1041
2020-06-26	0.0271	2019-03-22	0.1641
2020-03-20	0.0566	2018-12-14	0.0545


MANAGEMENT TEAM



CI GAM | Multi-Asset Management, led by portfolio manager Alfred Lam, oversees CI's managed solutions. The team's philosophy is centred on delivering predictable outcomes for investors by utilizing a full set of asset classes while adding value and managing risk through multiple factors. CI GAM | Multi Asset Management is a division of CI Global Asset Management, a subsidiary of CI Financial Corp.



Alfred Lam



Marchello Holditch

CI Select 40i60e Managed Portfolio Corporate Class (formerly Select 40i60e Managed Portfolio Corporate Class)



Series EF CAD

AS AT SEPTEMBER 30, 2021

PORTFOLIO ALLOCATIONS⁴

Asset allocation	(%)	Sector allocation	(%)	Geographic allocation	(%)
International Equity	24.98%	Fixed Income	22.77%	Canada	38.95%
US Equity	21.59%	Other	18.94%	United States	31.01%
Canadian Equity	21.45%	Financial Services	13.49%	Other	14.10%
Canadian Corporate Bonds	7.78%	Technology	10.85%	Japan	4.03%
Canadian Government Bonds	6.27%	Energy	6.67%	United Kingdom	3.30%
Cash and Equivalents	5.40%	Consumer Services	6.20%	France	2.94%
Other	4.38%	Basic Materials	5.54%	Netherlands	2.22%
Foreign Corporate Bonds	3.70%	Cash and Cash Equivalent	5.39%	Germany	1.57%
Mortgages	2.57%	Consumer Goods	5.28%	Cayman Islands	0.96%
Foreign Government Bonds	1.88%	Healthcare	4.87%	India	0.92%
				Bermuda	0.92%

UNDERLYING FUND ALLOCATIONS

	Sector	(%)
1. CI Income Fund Class A	Mutual Fund	25.30%
2. CI Select International Equity Managed Fund CI I	Mutual Fund	18.77%
3. CI Select Canadian Equity Managed Fund Class I	Mutual Fund	17.42%
4. CI Select U.S. Equity Managed Fund Class I	Mutual Fund	13.73%
5. CI Canadian Bond Fund Class I	Fixed Income	5.04%
6. CI DoubleLine Total Return Bond US\$ Fund ICS	Mutual Fund	3.02%
7. CI Munro Alternative Global Growth Fund Class I	Mutual Fund	2.96%
8. CI Munro Global Growth Equity Fund Class I	Mutual Fund	2.93%
9. CI WisdomTree Japan Equ Idx ETF Non-Hgd (JAPN.B)	Exchange Traded Fund	2.47%
10. CI Energy Giants Cov Ca ETF Uhg(NXF.B)	Exchange Traded Fund	2.03%
11. CI Precious Metals Fund Series I	Mutual Fund	2.01%
12. CI Gold Bullion Fund ETF US\$ Series (VALT.U)	Exchange Traded Fund	1.51%
13. CI Adams Street GI Pr Mrkts I	Mutual Fund	0.70%
14. CI Global Financial Sector ETF (FSF)	Exchange Traded Fund	0.52%
15. iShares Barclays TIPS Bond ETF (TIP)	Fixed Income	0.50%

TOP HOLDINGS

	Sector	(%)
1. CI MStar Canada Value Index ETF (FXM)	Exchange Traded Fund	2.83%
2. CI Canadian Equity Index ETF C\$ Unhedged (CCDN)	Exchange Traded Fund	1.59%
3. 1 OZ OF GOLD	Other	1.51%
4. Microsoft Corp	Computer Electronics	1.23%
5. Amazon.com Inc	Retail	0.95%
6. Alphabet Inc CI A	Information Technology	0.94%
7. iShares S&P/TSX Capped Energy Index ETF (XEG)	Exchange Traded Fund	0.90%
8. Canada Government 0.25% 01-Mar-2026	Fixed Income	0.89%
9. CI Adams Street GI Pr Mrkts I	Other	0.70%
10. Brookfield Asset Management Inc CI A	Diversified Financial Services	0.64%
11. Ontario Province 1.75% 08-Sep-2025	Fixed Income	0.60%
12. iShares iBoxx \$ High Yield Corp Bond ETF (HYG)	Fixed Income	0.59%
13. Royal Bank of Canada	Banking	0.54%
14. iShares Russell 2000 ETF (IWM)	Exchange Traded Fund	0.53%
15. MasterCard Inc	Diversified Financial Services	0.51%

Note: This page is not complete without disclaimers on the next page.

Over 35,000 financial advisors have chosen CI Global Asset Management as a partner. We believe that Canadians have the best opportunity for investments success by using the services of a professional financial advisor. [Learn more at ci.com.](#)

¹ The risk level of a fund has been determined in accordance with a standardized risk classification methodology in National Instrument 81-102, that is based on the fund's historical volatility as measured by the 10-year standard deviation of the fund's returns. Where a fund has offered securities to the public for less than 10 years, the standardized methodology requires that the standard deviation of a reference mutual fund or index that reasonably approximates the fund's standard deviation be used to determine the fund's risk rating. Please note that historical performance may not be indicative of future returns and a fund's historical volatility may not be indicative of future volatility.

² Commissions, trailing commissions, management fees and expenses all may be associated with mutual fund investments. Please read the prospectus before investing. The indicated rates of return are the historical annual compounded total returns net of fees and expenses payable by the fund (except for figures of one year or less, which are simple total returns) including changes in security value and reinvestment of all dividends/distributions and do not take into account sales, redemption, distribution or optional charges or income taxes payable by any securityholder that would have reduced returns. Mutual funds are not guaranteed, their values change frequently, and past performance may not be repeated.

³ Please refer to the fund's simplified prospectus for distribution information.

⁴ Portfolio allocations will fluctuate over the life of the mutual fund as the portfolio holdings and market value of each security changes. The portfolio manager(s) may change the portfolio allocations in some or all of the sectors.

The contents are not to be used or construed as investment advice or as an endorsement or recommendation of any entity of security discussed.

Certain statements contained in this communication are based in whole or in part on information provided by third parties and CI has taken reasonable steps to ensure their accuracy.

The rates of return are used only to illustrate the effects of the compound growth rate and are not intended to reflect future values or returns on investment in an investment fund.

The "Growth of \$10,000" chart shows the final value of a hypothetical \$10,000 investment in securities in this class of the fund as at the end of the investment period indicated and is not intended to reflect future values or returns on investment in such securities.

Management Expense Ratio ("MER") represents the trailing 12-month management expense ratio, which reflects the cost of running the fund, inclusive of applicable taxes including HST, GST and QST (excluding commissions and other portfolio transaction costs) as a percentage of daily average net asset value the period, including the fund's proportionate share of any underlying fund(s) expenses, if applicable. The MER is reported in each fund's Management Report of Fund Performance ("MRFP"). MRFPs can be found within the Documents tab on ci.com.

CI Global Asset Management is a registered business name of CI Investments Inc.

©CI Investments Inc. 2021. All rights reserved.

Published October 2021