

# CI Select 20i80e Managed Portfolio Corporate Class (formerly Select 20i80e Managed Portfolio Corporate Class)



Series AT8 CAD

AS AT SEPTEMBER 30, 2021

## FUND OVERVIEW

This fund invests 20% of its assets in mutual funds that invest primarily in income securities and 80% of its assets in mutual funds that invest primarily in equity securities.

## FUND DETAILS

Inception date	September 2007
Total net assets (\$CAD) As at 2021-09-30	\$202.0 million
NAVPS	\$4.8057
MER (%) As at 2021-03-31	2.36
Management fee (%)	1.95
Asset class	Asset Allocation
Currency	CAD
Minimum investment	\$5,000 initial / \$25 additional
Distribution frequency	Monthly
Last distribution	\$0.0313

## Risk rating<sup>1</sup>

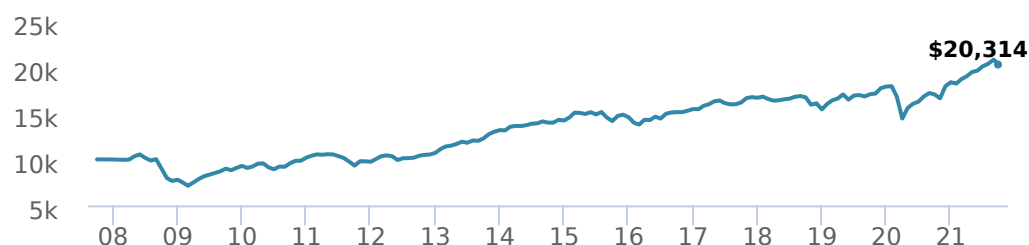


## FUND CODES

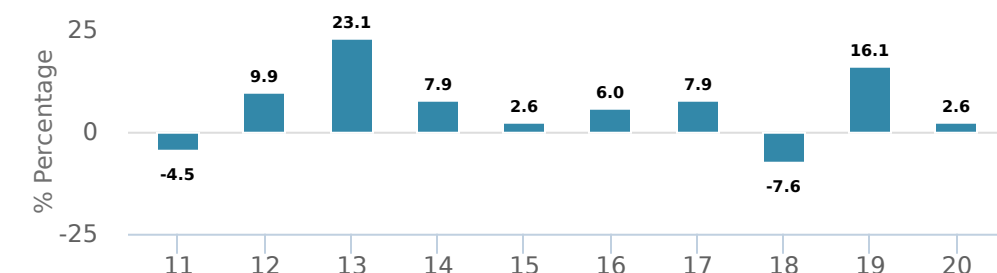
	T5		T8
A	ISC 2247 DSC 3247 LL 1327	ISC 101T5 DSC 201T5 LL 301T5	ISC 601T8 DSC 701T8 LL 801T8
E	16111	16711	16411
EF	15111	15711	15411
F	4247		901T8
I	6247		001T8
O	18111	18711	18411
P	90101		90901
W	5247		

## PERFORMANCE<sup>2</sup>

### Growth of \$10,000 (since inception date)



### Calendar year performance



### Average annual compound returns

YTD	1 Mo	3 Mo	6 Mo	1 Y	3 Y	5 Y	10 Y	Inception*
10.50%	-2.60%	1.00%	6.70%	19.10%	6.60%	6.10%	8.10%	5.20%

\*Since inception date

## DISTRIBUTION HISTORY<sup>3</sup>

Payable date	Total	Payable date	Total
2021-09-23	0.0313	2021-04-23	0.0313
2021-08-27	0.0313	2021-03-26	0.0912
2021-07-23	0.0313	2021-03-25	0.0313
2021-06-24	0.0313	2021-02-19	0.0313
2021-05-28	0.0313	2021-01-22	0.0313

## CI PREFERRED PRICING<sup>4</sup>

Investment amount	Combined fee reduction
\$100,000 - \$500,000	0.03%
\$500,000 - \$1,000,000	0.06%
\$1,000,000 - \$2,500,000	0.15%
\$2,500,000 - \$5,000,000	0.23%
\$5,000,000 and above	0.35%


## MANAGEMENT TEAM



CI GAM | Multi-Asset Management, led by portfolio manager Alfred Lam, oversees CI's managed solutions. The team's philosophy is centred on delivering predictable outcomes for investors by utilizing a full set of asset classes while adding value and managing risk through multiple factors. CI GAM | Multi Asset Management is a division of CI Global Asset Management, a subsidiary of CI Financial Corp.



Alfred Lam



Marchello Holditch

# CI Select 20i80e Managed Portfolio Corporate Class (formerly Select 20i80e Managed Portfolio Corporate Class)



Series AT8 CAD

AS AT SEPTEMBER 30, 2021

## PORTFOLIO ALLOCATIONS<sup>5</sup>

Asset allocation	(%)	Sector allocation	(%)	Geographic allocation	(%)
International Equity	30.44%	Other	21.69%	Canada	33.97%
Canadian Equity	27.61%	Financial Services	18.10%	United States	29.61%
US Equity	27.24%	Technology	14.66%	Other	15.02%
Cash and Equivalents	4.53%	Consumer Services	8.42%	Japan	4.45%
Other	3.79%	Consumer Goods	6.81%	United Kingdom	3.96%
Canadian Corporate Bonds	1.77%	Energy	6.77%	France	3.53%
Canadian Government Bonds	1.48%	Healthcare	5.98%	Multi-National	3.43%
Income Trust Units	1.39%	Basic Materials	5.97%	Netherlands	2.79%
Commodities	1.01%	Industrial Services	5.90%	Germany	1.95%
Foreign Corporate Bonds	0.74%	Industrial Goods	5.70%	Bermuda	1.29%

## UNDERLYING FUND ALLOCATIONS

	Sector	(%)
1. CI Select Canadian Equity Managed Fund Class I	Mutual Fund	27.39%
2. CI Select International Equity Managed Fund CI I	Mutual Fund	24.32%
3. CI Select U.S. Equity Managed Fund Class I	Mutual Fund	19.67%
4. CI Munro Global Growth Equity Fund Class I	Mutual Fund	7.68%
5. CI Income Fund Class A	Mutual Fund	5.03%
6. CI Adams Street GI Pr Mrkts I	Mutual Fund	3.40%
7. CI WisdomTree Japan Equ Idx ETF Non-Hgd (JAPN.B)	Exchange Traded Fund	2.62%
8. CI Precious Metals Fund Series I	Mutual Fund	2.53%
9. CI Energy Giants Cov Ca ETF Uhg(NXF.B)	Exchange Traded Fund	2.19%
10. CI Canadian Bond Fund Class I	Fixed Income	1.50%
11. CI Global Financial Sector ETF (FSF)	Exchange Traded Fund	1.04%
12. CI Gold Bullion Fund ETF US\$ Series (VALT.U)	Exchange Traded Fund	0.97%

## TOP HOLDINGS

	Sector	(%)
1. CI MStar Canada Value Index ETF (FXM)	Exchange Traded Fund	4.44%
2. CI Adams Street GI Pr Mrkts I	Other	3.40%
3. CI Canadian Equity Index ETF C\$ Unhedged (CCDN)	Exchange Traded Fund	2.50%
4. Microsoft Corp	Computer Electronics	1.77%
5. Alphabet Inc CI A	Information Technology	1.34%
6. Amazon.com Inc	Retail	1.34%
7. 1 OZ OF GOLD	Other	0.97%
8. Brookfield Asset Management Inc CI A	Diversified Financial Services	0.75%
9. Royal Bank of Canada	Banking	0.74%
10. MasterCard Inc	Diversified Financial Services	0.72%
11. Facebook Inc CI A	Information Technology	0.67%
12. Visa Inc CI A	Specialty Finance	0.60%
13. Alphabet Inc CI C	Information Technology	0.58%
14. Apple Inc	Diversified Technology	0.58%
15. Open Text Corp	Information Technology	0.57%

Note: This page is not complete without disclaimers on the next page.

Over 35,000 financial advisors have chosen CI Global Asset Management as a partner. We believe that Canadians have the best opportunity for investments success by using the services of a professional financial advisor. [Learn more at ci.com.](#)

<sup>1</sup> The risk level of a fund has been determined in accordance with a standardized risk classification methodology in National Instrument 81-102, that is based on the fund's historical volatility as measured by the 10-year standard deviation of the fund's returns. Where a fund has offered securities to the public for less than 10 years, the standardized methodology requires that the standard deviation of a reference mutual fund or index that reasonably approximates the fund's standard deviation be used to determine the fund's risk rating. Please note that historical performance may not be indicative of future returns and a fund's historical volatility may not be indicative of future volatility.

<sup>2</sup> Commissions, trailing commissions, management fees and expenses all may be associated with mutual fund investments. Please read the prospectus before investing. The indicated rates of return are the historical annual compounded total returns net of fees and expenses payable by the fund (except for figures of one year or less, which are simple total returns) including changes in security value and reinvestment of all dividends/distributions and do not take into account sales, redemption, distribution or optional charges or income taxes payable by any securityholder that would have reduced returns. Mutual funds are not guaranteed, their values change frequently, and past performance may not be repeated.

<sup>3</sup> Please refer to the fund's simplified prospectus for distribution information.

<sup>4</sup> CI Preferred Pricing fee reductions apply to management and administration fees and start at \$100,000.

<sup>5</sup> Portfolio allocations will fluctuate over the life of the mutual fund as the portfolio holdings and market value of each security changes. The portfolio manager(s) may change the portfolio allocations in some or all of the sectors.

The contents are not to be used or construed as investment advice or as an endorsement or recommendation of any entity of security discussed.

Certain statements contained in this communication are based in whole or in part on information provided by third parties and CI has taken reasonable steps to ensure their accuracy.

The rates of return are used only to illustrate the effects of the compound growth rate and are not intended to reflect future values or returns on investment in an investment fund.

The "Growth of \$10,000" chart shows the final value of a hypothetical \$10,000 investment in securities in this class of the fund as at the end of the investment period indicated and is not intended to reflect future values or returns on investment in such securities.

Management Expense Ratio ("MER") represents the trailing 12-month management expense ratio, which reflects the cost of running the fund, inclusive of applicable taxes including HST, GST and QST (excluding commissions and other portfolio transaction costs) as a percentage of daily average net asset value the period, including the fund's proportionate share of any underlying fund(s) expenses, if applicable. The MER is reported in each fund's Management Report of Fund Performance ("MRFP"). MRFPs can be found within the Documents tab on ci.com.

CI Global Asset Management is a registered business name of CI Investments Inc.

©CI Investments Inc. 2021. All rights reserved.

Published October 2021