

CI International Quality Dividend Growth Index ETF (formerly CI WisdomTree International Quality Dividend Growth Index ETF)



TSX TICKER : IQD.B

AS AT JUNE 30, 2024

FUND OVERVIEW

CI WisdomTree International Quality Dividend Growth Index ETF seeks to track the price and yield performance of the WisdomTree International Quality Dividend Growth Index CAD (the "Index"), a fundamentally weighted Index designed to provide exposure to dividend paying companies in the developed world (excluding Canada and the U.S.) with growth characteristics. The Index is comprised of the 300 companies in the WisdomTree International Equity Index with market capitalization of at least US\$1 billion, with the best combined rank of growth and quality factors.

FUND DETAILS

Inception date	July 2016
Total net assets (\$CAD) As at 2024-06-28	\$234.2 million
NAVPS	\$30.2704
Market price	\$30.2800
MER (%) As at 2023-12-31	0.53
Management fee (%)	0.48
Units outstanding As at 2024-07-11	8,030,000
Asset class	International Equity
Currency	CAD
CUSIP	17165X201
Distribution frequency	Quarterly
Last distribution	\$0.2040

Risk rating¹



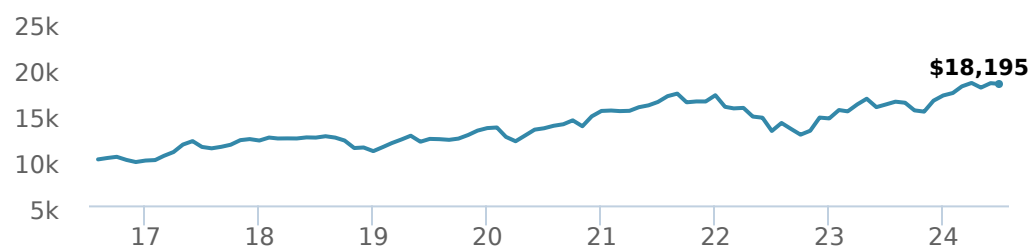
INVESTOR SUITABILITY

For Those Who:

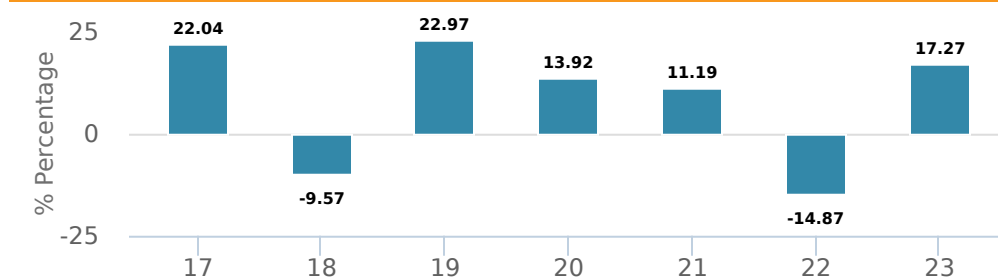
- Want To Invest In A Broad Range Of Equity Securities Of Companies In The Developed World, Excluding Canada And The U.S.
- Can Handle The Ups And Downs Of The Stock Market

PERFORMANCE²

Growth of \$10,000 (since inception date)



Calendar year performance



Average annual compound returns


YTD	1 Mo	3 Mo	6 Mo	1 Y	3 Y	5 Y	10 Y	Inception*
7.35%	-0.51%	-0.64%	7.35%	13.95%	3.85%	8.27%	-	7.80%

*Since inception date

DISTRIBUTION HISTORY³

Payable date	Total	Payable date	Total
2024-06-24	0.2040	2023-03-24	0.0404
2024-03-21	0.0708	2022-12-21	0.1200
2023-12-20	0.1425	2022-09-22	0.2300
2023-09-22	0.0535	2022-06-23	0.7710
2023-06-23	0.3027	2022-03-24	0.0600

MANAGEMENT TEAM



Lijon Geeverghese

CI International Quality Dividend Growth Index ETF (formerly CI WisdomTree International Quality Dividend Growth Index ETF)

TSX TICKER : IQD.B



AS AT JUNE 30, 2024

PORTFOLIO ALLOCATIONS⁴

Asset allocation	(%)	Sector allocation	(%)	Geographic allocation	(%)
International Equity	95.80	Other	40.26	Other	42.83
Cash and Equivalents	3.32	Healthcare	19.56	United Kingdom	17.61
Income Trust Units	0.84	Consumer Goods	14.98	Japan	14.46
Other	0.04	Consumer Services	13.06	Switzerland	13.93
		Technology	12.14	Netherlands	11.17
		Industrial Goods	9.71	France	8.73
		Basic Materials	8.97	Australia	7.11
		Industrial Services	7.13	Spain	6.87
		Financial Services	4.58	Denmark	4.89
		Cash and Cash Equivalent	3.32	Germany	4.51

TOP HOLDINGS

	Sector	(%)
1. Industria de Diseno Textil SA	Retail	4.83%
2. ASML Holding NV	Computer Electronics	4.36%
3. LVMH Moet Hennessy Louis Vuitton SE	Consumer Non-durables	4.24%
4. AstraZeneca PLC	Drugs	3.74%
5. Novartis AG CI N	Drugs	3.52%
6. Novo Nordisk A/S CI B	Drugs	3.49%
7. Roche Holding AG - Partcptn	Drugs	2.78%
8. Deutsche Post AG CI N	Transportation	2.50%
9. UBS Group AG	Asset Management	2.38%
10. Gsk Plc	Drugs	2.14%
11. Tokyo Electron Ltd	Computer Electronics	2.09%
12. Imperial Brands PLC	Food, Beverage and Tobacco	2.03%
13. Diageo PLC	Food, Beverage and Tobacco	2.01%
14. Shin-Etsu Chemical Co Ltd	Chemicals and Gases	1.84%
15. Relx PLC	Professional Services	1.75%

Note: This page is not complete without disclaimers on the next page.

Over 35,000 financial advisors have chosen CI Global Asset Management as a partner. We believe that Canadians have the best opportunity for investments success by using the services of a professional financial advisor. [Learn more at ci.com.](#)

¹ The risk level of a fund has been determined in accordance with a standardized risk classification methodology in National Instrument 81-102, that is based on the fund's historical volatility as measured by the 10-year standard deviation of the fund's returns. Where a fund has offered securities to the public for less than 10 years, the standardized methodology requires that the standard deviation of a reference mutual fund or index that reasonably approximates the fund's standard deviation be used to determine the fund's risk rating. Please note that historical performance may not be indicative of future returns and a fund's historical volatility may not be indicative of future volatility.

² Commissions, management fees and expenses all may be associated with an investment in exchange-traded funds (ETFs). You will usually pay brokerage fees to your dealer if you purchase or sell units of an ETF on recognized Canadian exchanges. If the units are purchased or sold on these Canadian exchanges, investors may pay more than the current net asset value when buying units of the ETF and may receive less than the current net asset value when selling them. Please read the prospectus before investing. Important information about an exchange-traded fund is contained in its prospectus. The indicated rates of return are the historical annual compounded total returns net of fees and expenses payable by the fund (except for figures of one year or less, which are simple total returns) including changes in security value and reinvestment of all dividends/distributions and do not take into account sales, redemption, distribution or optional charges or income taxes payable by any securityholder that would have reduced returns. ETFs are not guaranteed; their values change frequently, and past performance may not be repeated.

³ Please refer to the fund's simplified prospectus for distribution information.

⁴ Portfolio allocations will fluctuate over the life of the ETF as the portfolio holdings and market value of each security changes. The portfolio manager(s) may change the portfolio allocations in some or all of the sectors.

The contents are not to be used or construed as investment advice or as an endorsement or recommendation of any entity of security discussed.

Certain statements contained in this communication are based in whole or in part on information provided by third parties and CI has taken reasonable steps to ensure their accuracy.

The rates of return are used only to illustrate the effects of the compound growth rate and are not intended to reflect future values or returns on investment in an investment fund.

The "Growth of \$10,000 invested" chart shows the final value of a hypothetical \$10,000 investment in securities in this class/series of the fund as at the end of the investment period indicated and is not intended to reflect future values or returns on investment in such securities.

Management Expense Ratio ("MER") represents the trailing 12-month management expense ratio, which reflects the cost of running the fund, inclusive of applicable taxes including HST, GST and QST (excluding commissions and other portfolio transaction costs) as a percentage of daily average net asset value the period, including the fund's proportionate share of any underlying fund(s) expenses, if applicable. The MER is reported in each fund's Management Report of Fund Performance ("MRFP"). MRFPs can be found within the Documents tab on ci.com.

"WisdomTree®" and "Variably Hedged®" are registered trademarks of WisdomTree Investments, Inc. and WisdomTree Investments, Inc. has patent applications pending on the methodology and operation of its indexes. CI WisdomTree Canada Quality Dividend Growth Index ETF (the "Fund") is not sponsored, endorsed, sold or promoted by WisdomTree Investments, Inc. or its affiliates ("WisdomTree"). WisdomTree makes no representation or warranty, express or implied, and shall have no liability regarding the advisability, legality (including the accuracy or adequacy of descriptions and disclosures relating to, the Fund) or suitability of investing in or purchasing securities or other financial instruments or products generally, or of the Fund in particular (including, without limitation, the failure of the Fund to achieve its investment objectives) or regarding use of WisdomTree Canada Quality Dividend Growth Index or any data included therein.

The CI Exchange-Traded Funds (ETFs) are managed by CI Global Asset Management, a subsidiary of CI Financial Corp. (TSX: CIX). CI Global Asset Management is a registered business name of CI Investments Inc.

© CI Investments Inc. 2024. All rights reserved.