

CI WisdomTree International Quality Dividend Growth Index ETF



TSX TICKER : IQD

AS AT AUGUST 31, 2023

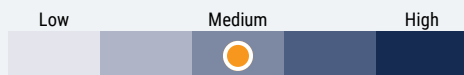
FUND OVERVIEW

CI WisdomTree International Quality Dividend Growth Index ETF seeks to track the price and yield performance of the WisdomTree International Quality Dividend Growth Index CAD (the "Index"), a fundamentally weighted Index designed to provide exposure to dividend paying companies in the developed world (excluding Canada and the U.S.) with growth characteristics. The Index is comprised of the 300 companies in the WisdomTree International Equity Index with market capitalization of at least US\$1 billion, with the best combined rank of growth and quality factors.

FUND DETAILS

Inception date	July 2016
Total net assets (\$CAD) As at 2023-08-31	\$85.5 million
NAVPS	\$31.1248
Market price	\$31.1300
MER (%) As at 2022-12-31	0.53
Management fee (%)	0.48
Units outstanding As at 2023-09-12	2,750,000
Asset class	International Equity
Currency	CAD Hedged
CUSIP	17165X102
Distribution frequency	Quarterly
Last distribution	\$0.3027

Risk rating¹



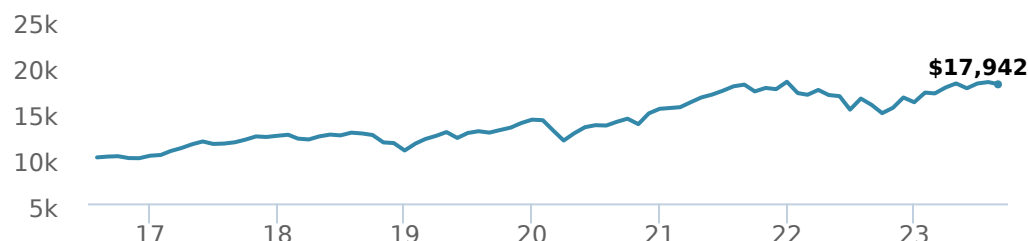
INVESTOR SUITABILITY

For Those Who:

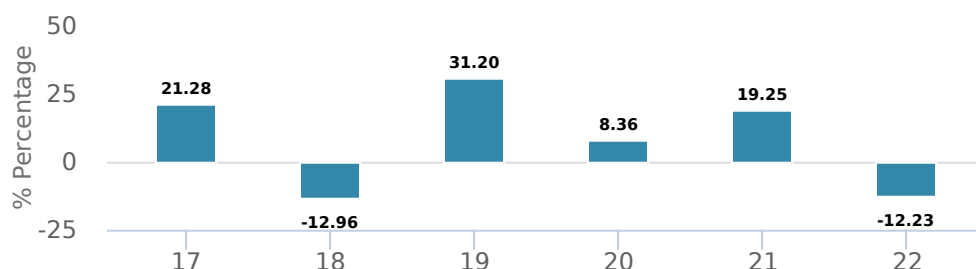
- Want To Invest In A Broad Range Of Equity Securities Of Companies In The Developed World, Excluding Canada And The U.S.
- Can Handle The Ups And Downs Of The Stock Marke

PERFORMANCE²

Growth of \$10,000 (since inception date)



Calendar year performance



Average annual compound returns


YTD	1 Mo	3 Mo	6 Mo	1 Y	3 Y	5 Y	10 Y	Inception*
12.16%	-1.36%	2.44%	5.82%	14.25%	8.94%	7.32%	-	8.53%

*Since inception date

DISTRIBUTION HISTORY³

Payable date	Total	Payable date	Total
2023-06-23	0.3027	2022-03-24	0.0580
2023-03-24	0.0404	2021-12-23	0.1000
2022-12-21	0.1200	2021-09-23	0.3540
2022-09-22	0.2300	2021-06-30	0.2500
2022-06-23	0.7700	2021-03-31	0.0300

MANAGEMENT TEAM



Lijon Geeverghese

CI WisdomTree International Quality Dividend Growth Index ETF

TSX TICKER : IQD



AS AT AUGUST 31, 2023

PORTFOLIO ALLOCATIONS⁴

Asset allocation	(%)	Sector allocation	(%)	Geographic allocation	(%)
International Equity	99.64	Consumer Goods	27.60	Switzerland	18.26
Income Trust Units	0.52	Healthcare	19.32	United Kingdom	16.86
Cash and Equivalents	-0.08	Consumer Services	13.26	Other	15.36
Other	-0.08	Technology	11.70	France	13.66
		Industrial Goods	9.62	Japan	7.96
		Financial Services	4.97	Netherlands	6.60
		Other	4.64	Australia	5.48
		Industrial Services	4.45	Germany	5.42
		Basic Materials	2.28	Sweden	5.39
		Real Estate	2.16	Denmark	5.01

TOP HOLDINGS

	Sector	(%)
1. LVMH Moet Hennessy Louis Vuitton SE	Consumer Non-durables	5.79%
2. Industria de Diseno Textil SA	Retail	4.46%
3. Novartis AG CI N	Drugs	4.43%
4. Unilever PLC	Consumer Non-durables	4.41%
5. Nestle SA CI N	Food, Beverage and Tobacco	3.96%
6. Gsk Plc	Drugs	3.81%
7. Novo Nordisk A/S CI B	Drugs	3.66%
8. SAP SE	Information Technology	3.22%
9. L'Oreal SA	Consumer Non-durables	2.94%
10. Roche Holding AG - Partcptn	Drugs	2.63%
11. ASML Holding NV	Computer Electronics	2.62%
12. Abb Ltd CI N	Manufacturing	1.94%
13. Diageo PLC	Food, Beverage and Tobacco	1.67%
14. Hong Kong Exchanges and Clearing Ltd	Asset Management	1.64%
15. Wesfarmers Ltd	Retail	1.63%

Note: This page is not complete without disclaimers on the next page.

Over 35,000 financial advisors have chosen CI Global Asset Management as a partner. We believe that Canadians have the best opportunity for investments success by using the services of a professional financial advisor. [Learn more at ci.com.](#)

¹ The risk level of a fund has been determined in accordance with a standardized risk classification methodology in National Instrument 81-102, that is based on the fund's historical volatility as measured by the 10-year standard deviation of the fund's returns. Where a fund has offered securities to the public for less than 10 years, the standardized methodology requires that the standard deviation of a reference mutual fund or index that reasonably approximates the fund's standard deviation be used to determine the fund's risk rating. Please note that historical performance may not be indicative of future returns and a fund's historical volatility may not be indicative of future volatility.

² Commissions, management fees and expenses all may be associated with an investment in exchange-traded funds (ETFs). You will usually pay brokerage fees to your dealer if you purchase or sell units of an ETF on recognized Canadian exchanges. If the units are purchased or sold on these Canadian exchanges, investors may pay more than the current net asset value when buying units of the ETF and may receive less than the current net asset value when selling them. Please read the prospectus before investing. Important information about an exchange-traded fund is contained in its prospectus. The indicated rates of return are the historical annual compounded total returns net of fees and expenses payable by the fund (except for figures of one year or less, which are simple total returns) including changes in security value and reinvestment of all dividends/distributions and do not take into account sales, redemption, distribution or optional charges or income taxes payable by any securityholder that would have reduced returns. ETFs are not guaranteed; their values change frequently, and past performance may not be repeated.

³ Please refer to the fund's simplified prospectus for distribution information.

⁴ Portfolio allocations will fluctuate over the life of the ETF as the portfolio holdings and market value of each security changes. The portfolio manager(s) may change the portfolio allocations in some or all of the sectors.

The contents are not to be used or construed as investment advice or as an endorsement or recommendation of any entity of security discussed.

Certain statements contained in this communication are based in whole or in part on information provided by third parties and CI has taken reasonable steps to ensure their accuracy.

The rates of return are used only to illustrate the effects of the compound growth rate and are not intended to reflect future values or returns on investment in an investment fund.

The "Growth of \$10,000 invested" chart shows the final value of a hypothetical \$10,000 investment in securities in this class/series of the fund as at the end of the investment period indicated and is not intended to reflect future values or returns on investment in such securities.

Management Expense Ratio ("MER") represents the trailing 12-month management expense ratio, which reflects the cost of running the fund, inclusive of applicable taxes including HST, GST and QST (excluding commissions and other portfolio transaction costs) as a percentage of daily average net asset value the period, including the fund's proportionate share of any underlying fund(s) expenses, if applicable. The MER is reported in each fund's Management Report of Fund Performance ("MRFP"). MRFPs can be found within the Documents tab on ci.com.

"WisdomTree®" and "Variably Hedged®" are registered trademarks of WisdomTree Investments, Inc. and WisdomTree Investments, Inc. has patent applications pending on the methodology and operation of its indexes. CI WisdomTree Canada Quality Dividend Growth Index ETF (the "Fund") is not sponsored, endorsed, sold or promoted by WisdomTree Investments, Inc. or its affiliates ("WisdomTree"). WisdomTree makes no representation or warranty, express or implied, and shall have no liability regarding the advisability, legality (including the accuracy or adequacy of descriptions and disclosures relating to, the Fund) or suitability of investing in or purchasing securities or other financial instruments or products generally, or of the Fund in particular (including, without limitation, the failure of the Fund to achieve its investment objectives) or regarding use of WisdomTree Canada Quality Dividend Growth Index or any data included therein.

The CI Exchange-Traded Funds (ETFs) are managed by CI Global Asset Management, a subsidiary of CI Financial Corp. (TSX: CIX). CI Global Asset Management is a registered business name of CI Investments Inc.

© CI Investments Inc. 2023. All rights reserved.