

Invesco RAFI Canadian Index ETF

PXC

Fund description

PXC invests primarily in equity securities of Canadian companies in order to replicate the RAFI Fundamental Select Canada 100 Index. The index weights companies using four fundamental factors of company size: adjusted sales, adjusted cash flow, dividends plus buybacks and book value plus intangibles.

On March 24, 2025, Invesco FTSE RAFI Canadian Index ETF was renamed Invesco RAFI Canadian Index ETF. Invesco RAFI Canadian Index ETF changed its investment objectives and strategies on March 24, 2025. The performance of this ETF for the period prior to this date would have been different had the current investment objectives and strategies been in place during that period.

ETF information

Fund ticker	PXC
Listing exchange	TSX
Benchmark	S&P/TSX Composite Index (CAD)
Currency	CAD
NAV per share	\$58.40
MER	0.49%
AUM	CAD 235.15m
Dividend yield	2.86
Price to earnings	18.16
Price to book	2.64
Number of holdings	100
Distribution frequency	Quarterly

MER is for the period ended December 31, 2024.

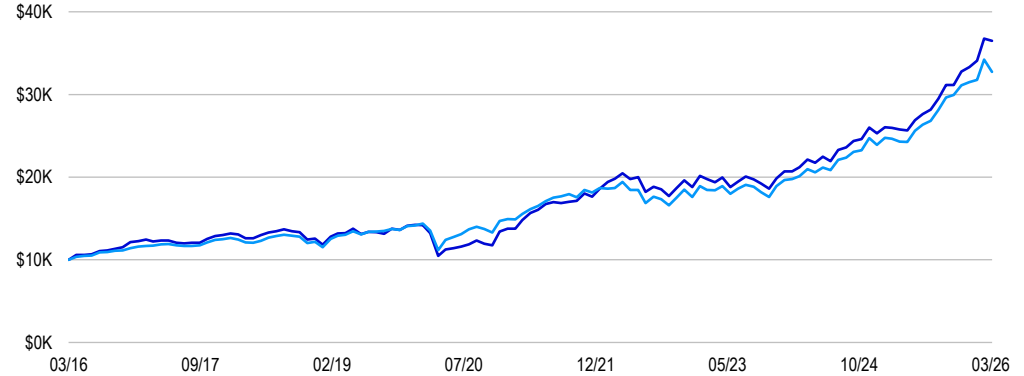
Quoted yield should not be construed as an amount an investor would receive from a Fund and is subject to change.

The Management Expense Ratio (MER) indicates the trailing 12-month expense ratio, representing the cost of operating the fund. This includes applicable taxes such as HST, GST, and QST, but excludes commissions and other portfolio transaction costs. The MER is expressed as a percentage of the daily average net asset value over the period, including the fund's proportionate share of any expenses from underlying funds, if applicable. Each fund's MER is detailed in its Management Report of Fund Performance (MRFP), which can be found in the Documents tab on invesco.com/ca.

Start date: January 26, 2012

Growth of \$10,000 (invested at start date)

- ETF: \$36,494
- Benchmark²: \$32,738



Performance as at March 31, 2026

Performance (%)	YTD	1M	3M	6M	1Y	3Y	5Y	10Y	Start date
ETF	9.57	-0.71	9.57	17.13	41.57	23.49	18.44	13.82	11.26
Underlying index ¹	9.74	-0.67	9.74	17.51	42.50	-	-	-	-
Benchmark ²	3.94	-4.32	3.94	10.43	34.83	21.18	15.19	12.59	-

Calendar year performance (%)

	2025	2024	2023	2022	2021	2020	2019	2018	2017	2016
ETF	31.56	22.36	10.03	1.19	35.03	-3.26	20.12	-10.06	7.60	29.98
Benchmark ²	31.68	21.65	11.75	-5.84	25.09	5.60	22.88	-8.89	9.10	21.08

Past performance is not a guide to future returns. Index returns do not represent fund returns. An investor cannot directly invest in an Index.

Effective March 24, 2025 the Underlying Index changed to RAFI Fundamental Select US 1000 Index

¹The RAFI Fundamental Select Canada 100 Index selects and weights the largest 100 Canadian companies by fundamental weight, using the following four fundamental measures of company size: adjusted sales, adjusted cash flow, dividends + buybacks and book value + intangibles.

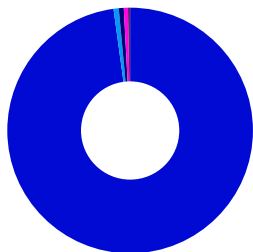
²The S&P/TSX Composite Index is a broad-based, market-capitalization-weighted index of the largest and most widely held stocks traded on the Toronto Stock Exchange.

Top ETF holdings (%)		(Total holdings: 100)
Name	Weight	
Suncor Energy	5.93	
Royal Bank of Canada	5.75	
Toronto-Dominion Bank	5.51	
Canadian Natural Resources	5.32	
Enbridge	4.75	
Bank of Nova Scotia	3.96	
Nutrien	3.58	
Cenovus Energy	3.42	
Bank of Montreal	3.03	
Canadian Imperial Bank of Commerce	2.71	

May not add to 100% due to rounding or negative cash position

Please see [invesco.com/ca](https://www.invesco.com/ca) for current holdings information. Holdings are subject to change.

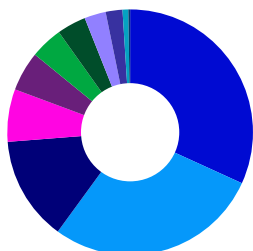
Geographic allocation (%)



Canada	97.83
United States	0.69
Zambia	0.65
Chile	0.54
Colombia	0.29

May not add to 100% due to rounding or negative cash position

Sector allocation (%)



Financials	31.81
Energy	28.22
Materials	13.73
Industrials	6.92
Consumer staples	5.21
Consumer discretionary	4.27
Utilities	3.82
Communication services	2.82
Information technology	2.21
Real estate	0.76
Health care	0.23

May not add to 100% due to rounding or negative cash position

Investment risks

Commissions, management fees and expenses may all be associated with investments in exchange-traded funds (ETFs). Unless otherwise indicated, rates of return for periods greater than one year are historical annual compound total returns, including changes in unit value and reinvestment of all distributions, and do not take into account any brokerage commissions or income taxes payable by any unitholder that would have reduced returns. ETFs are not guaranteed, their values change frequently, and past performance may not be repeated. Please read the prospectus before investing. Copies are available from Invesco Canada Ltd. at [invesco.com/ca](https://www.invesco.com/ca)

There are risks involved with investing in ETFs. Please read the prospectus for a complete description of risks relevant to the ETF.

Source: Invesco

Important information

The RAFI® Bonds US High Yield 1-10 Index, RAFI Fundamental Select Canada 100 Index and the RAFI Fundamental Select US 1000 Index (the "RAFI Indexes") are service marks of RAFI Indices, LLC or its affiliates (collectively, "RAFI") and have been licensed for use by Invesco Capital Management, LLC and its sublicensees. The intellectual and other property rights to the RAFI Indexes are owned by or licensed to RAFI. The Invesco Fundamental High Yield Corporate Bond Index ETF, Invesco RAFI Canadian Index ETF, Invesco RAFI U.S. Index ETF and Invesco RAFI U.S. Index ETF II (collectively, the "Invesco RAFI ETFs") are not sponsored, endorsed, sold or promoted by RAFI, its agents and service providers (including any calculation agent for the RAFI Indexes and any data providers, collectively, "RAFI and its agents").

The RAFI Indexes and included data are provided "as is". RAFI and its agents have no obligation or liability to the owners of the Invesco RAFI ETFs and any decision to purchase or invest in the Invesco ETFs is at your own risk. RAFI and its suppliers disclaim all warranties and representations, including any warranties of merchantability or fitness for a particular purpose or use, with respect to the RAFI Indexes or any included data. In no event will RAFI or its agents be liable for any damages even if notified of the possibility of such damages.

Visit [invesco.com/ca](https://www.invesco.com/ca) to learn more about exchange-traded funds (ETFs).

Ordinary brokerage commissions apply to purchases and sales of ETF units.

Invesco Fund version available. This strategy is also available through Invesco FTSE RAFI® Canadian Index ETF Class.

While the ETF and the Invesco Fund seek to replicate the performance of the same index or to follow the same strategy, the ETF and the Fund have different management fees and expenses, and performance of the ETF and the Fund will differ

This piece was produced by Invesco Canada Ltd.

Invesco® and all associated trademarks are trademarks of Invesco Holding Company Limited, used under licence.

© Invesco Canada Ltd., 2025

Glossary

Dividend Yield is the measurement of cash flow paid by an Exchange-Traded Fund (ETF), real estate investment trust, or another type of income-paying vehicle.

Price-to-Book-Value Ratio (P/B Ratio) is the ratio of a stock's market price to a company's net asset value.

Price-to-Earnings Ratio (P/E Ratio) is the share price divided by earnings per share. It is measured on a 12-month trailing basis.

Distribution Frequency represents distribution of income, if any. Distribution of capital gains, interest, dividends, as applicable, if any, may be paid at different frequencies.