

# Invesco US Treasury Floating Rate Note Index ETF (USD)

IUFR.U

## Fund description

The ETF invests primarily in US Treasury floating rate notes with time-to-maturity greater than or equal to one month in order to replicate the performance of the FTSE US Treasury Floating-Rate Note Index.

USD Units of this ETF are offered for investors who wish to purchase with U.S. dollars and receive distributions and the proceeds of sale or redemption in U.S. dollars. The USD Units are not hedged against changes in the exchange rate between the Canadian dollar and the U.S. dollar.

## ETF information

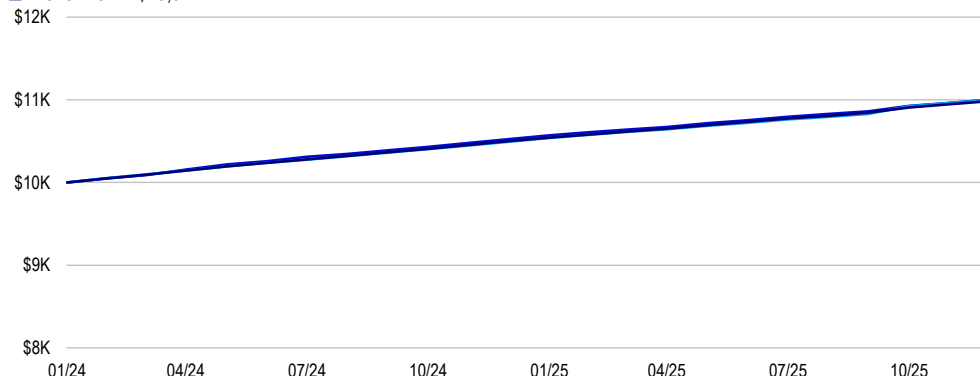
Fund ticker	IUFR.U
Listing exchange	TSX
Benchmark	Bloomberg US Treasury Floating Rate Bond Index
Currency	USD
NAV per share	\$20.15
AUM	USD 13.83m
Number of holdings	8
Distribution frequency	Monthly
Weighted average maturity	0.93 yrs
Weighted average duration	0.01 yrs

Quoted yield should not be construed as an amount an investor would receive from a Fund and is subject to change.

The Management Expense Ratio (MER) indicates the trailing 12-month expense ratio, representing the cost of operating the fund. This includes applicable taxes such as HST, GST, and QST, but excludes commissions and other portfolio transaction costs. The MER is expressed as a percentage of the daily average net asset value over the period, including the fund's proportionate share of any expenses from underlying funds, if applicable. Each fund's MER is detailed in its Management Report of Fund Performance (MRFP), which can be found in the Documents tab on [invesco.com/ca](https://www.invesco.com/ca).

## Growth of \$10,000 (invested at start date)

- ETF: \$11,002
- Underlying index<sup>1</sup>: \$10,959
- Benchmark<sup>2</sup>: \$10,944



## Performance as at December 31, 2025

Performance (%)	YTD	1M	3M	6M	1Y	3Y	5Y	10Y	Start date
ETF	4.28	0.38	1.04	2.04	4.28	-	-	-	4.98
Underlying index <sup>1</sup>	4.39	0.37	1.07	2.12	4.39	-	-	-	-
Benchmark <sup>2</sup>	4.32	0.36	1.08	2.12	4.32	-	-	-	-

## Calendar year performance (%)


	2025	2024	2023	2022	2021	2020	2019	2018	2017	2016
ETF	4.28	-	-	-	-	-	-	-	-	-
Underlying index <sup>1</sup>	4.39	-	-	-	-	-	-	-	-	-
Benchmark <sup>2</sup>	4.32	-	-	-	-	-	-	-	-	-

Top ETF holdings (%)		(Total holdings: 8)
Name		Weight
United States Treasury Floating Rate Note		13.04
United States Treasury Floating Rate Note		13.03
United States Treasury Floating Rate Note		13.03
United States Treasury Floating Rate Note		13.03
United States Treasury Floating Rate Note		13.03
United States Treasury Floating Rate Note		13.02
United States Treasury Floating Rate Note		12.73
United States Treasury Floating Rate Note		8.77
Cash and Cash Equivalents		0.32

May not add to 100% due to rounding or negative cash position

Please see [invesco.com/ca](https://www.invesco.com/ca) for current holdings information. Holdings are subject to change.


#### Geographic allocation (%)



■ United States 100.00

May not add to 100% due to rounding or negative cash position

#### Sector allocation (%)



■ Treasuries 100.00

May not add to 100% due to rounding or negative cash position

#### Investment risks

Commissions, management fees and expenses may all be associated with investments in exchange-traded funds (ETFs). Unless otherwise indicated, rates of return for periods greater than one year are historical annual compound total returns, including changes in unit value and reinvestment of all distributions, and do not take into account any brokerage commissions or income taxes payable by any unitholder that would have reduced returns. ETFs are not guaranteed, their values change frequently, and past performance may not be repeated. Please read the prospectus before investing. Copies are available from Invesco Canada Ltd. at [invesco.com/ca](https://www.invesco.com/ca)

There are risks involved with investing in ETFs. Please read the prospectus for a complete description of risks relevant to the ETF.

Source: Invesco

#### Important information

Visit [invesco.com/ca](https://www.invesco.com/ca) to learn more about exchange-traded funds (ETFs).

Ordinary brokerage commissions apply to purchases and sales of ETF units.

This piece was produced by Invesco Canada Ltd.

Invesco® and all associated trademarks are trademarks of Invesco Holding Company Limited, used under licence.

© Invesco Canada Ltd., 2025

Invesco US Treasury Floating Rate Note Index ETF (USD) has been developed solely by Invesco. The ETF is not in any way connected to or sponsored, endorsed, sold, or promoted by the London Stock Exchange Group plc and its group undertakings (collectively, the "LSE Group"). FTSE Russell is a trading name of certain of the LSE Group companies. All rights in the FTSE US Treasury Floating-Rate Note Index (the "FTSE Indexes") vest in the relevant LSE Group company, which owns the FTSE Index. "FTSE®" is a trademark of the relevant LSE Group company and is used by any other LSE Group company under license. The FTSE Indexes are calculated by or on behalf of FTSE International Limited, FTSE Fixed Income, LLC or its affiliate, agent, or partner. The LSE Group does not accept any liability whatsoever to any person arising out of (a) the use of or reliance on or any error in the FTSE Indexes or (b) investment in or operation of the ETF. The LSE Group makes no claim, prediction, warranty, or representation either as to the results to be obtained from the Invesco ETF or the suitability of the FTSE Indexes for the purpose to which they are being put by Invesco.

#### Glossary

**Dividend Yield** is the measurement of cash flow paid by an Exchange-Traded Fund (ETF), real estate investment trust, or another type of income-paying vehicle.

**Price-to-Book-Value Ratio (P/B Ratio)** is the ratio of a stock's market price to a company's net asset value.

**Price-to-Earnings Ratio (P/E Ratio)** is the share price divided by earnings per share. It is measured on a 12-month trailing basis.

**Distribution Frequency** represents distribution of income, if any. Distribution of capital gains, interest, dividends, as applicable, if any, may be paid at different frequencies.