

Invesco Morningstar Global Energy Transition Index ETF - CAD Hedged

IGET.F
Fund description

IGET.F seeks to replicate to the extent reasonably possible and before fees and expenses, the performance of the Morningstar Global Energy Transition Index, or any successor thereto, on an unhedged basis, in the case of any unhedged units, or on a hedged basis, in the case of any hedged units. This Invesco ETF invests, directly or indirectly, primarily in global equity securities.

ETF information

Fund ticker	IGET.F
Listing exchange	TSX
Benchmark	MSCI EAFE Index-NR-CADH-LOCR
Currency	CAD
NAV per share	\$20.30
MER	0.40%
AUM	CAD 2.10m
Dividend yield	1.60
Price to earnings	35.73
Price to book	5.40
Number of holdings	50
Distribution frequency	Quarterly

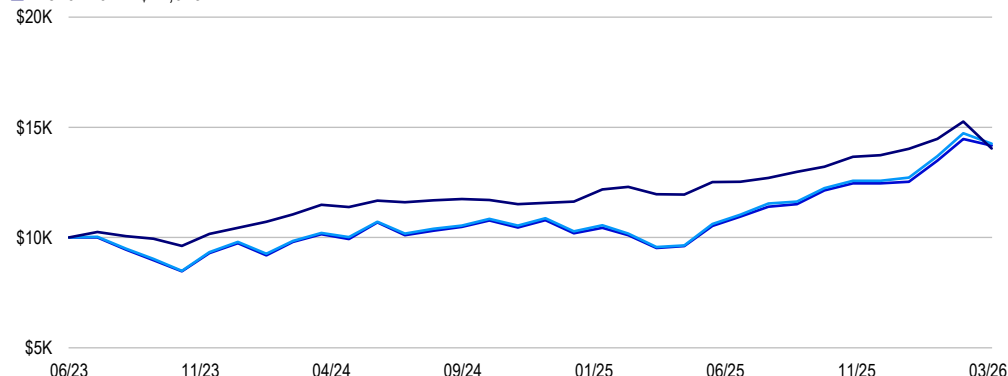
MER is for the period ended December 31, 2024.

Quoted yield should not be construed as an amount an investor would receive from a Fund and is subject to change.

The Management Expense Ratio (MER) indicates the trailing 12-month expense ratio, representing the cost of operating the fund. This includes applicable taxes such as HST, GST, and QST, but excludes commissions and other portfolio transaction costs. The MER is expressed as a percentage of the daily average net asset value over the period, including the fund's proportionate share of any expenses from underlying funds, if applicable. Each fund's MER is detailed in its Management Report of Fund Performance (MRFP), which can be found in the Documents tab on [invesco.com/ca](https://www.invesco.com/ca).

Growth of \$10,000 (invested at start date)

- ETF: \$14,177
- Underlying index¹: \$14,264
- Benchmark²: \$14,043


Performance as at March 31, 2026

Performance (%)	YTD	1M	3M	6M	1Y	3Y	5Y	10Y	Start date
ETF	13.12	-2.04	13.12	16.81	48.75	-	-	-	14.19
Underlying index ¹	12.18	-3.19	12.18	16.57	49.08	-	-	-	-
Benchmark ²	0.15	-7.99	0.15	6.29	17.38	-	-	-	-

Calendar year performance (%)

	2025	2024	2023	2022	2021	2020	2019	2018	2017	2016
ETF	22.89	4.60	-	-	-	-	-	-	-	-
Underlying index ¹	23.74	4.84	-	-	-	-	-	-	-	-
Benchmark ²	20.60	11.28	-	-	-	-	-	-	-	-

¹The Morningstar® Global Energy Transition Index™ measures the modified market capitalization weighted performance of companies within the Morningstar Global Markets Index that are anticipated to have significant economic benefits from the quest to abate global climate change and reduce greenhouse gases. The index focuses primarily on energy transition theme companies with activities related, but not limited to carbon capture technologies, energy storage, hydrogen, and renewable energy.

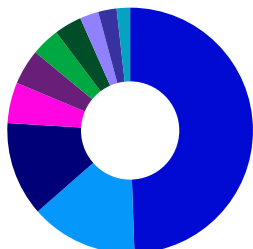
²The MSCI EAFE Index is an index of small-, medium- and large-capitalization stocks from 21 developed European, Australasian and Far East countries.

Top ETF holdings (%)		(Total holdings: 50)
Name	Weight	
Tesla	7.44	
GE Vernova	6.27	
Linde	5.87	
Engie	5.40	
Siemens Energy 'A'	5.28	
NextEra Energy	5.26	
Air Products and Chemicals	5.01	
Quanta Services	4.86	
Iberdrola	4.76	
Air Liquide	4.69	

May not add to 100% due to rounding or negative cash position

Please see [invesco.com/ca](https://www.invesco.com/ca) for current holdings information. Holdings are subject to change.

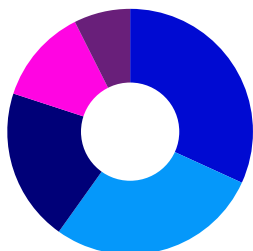
Geographic allocation (%)



United States	46.97
Germany	13.41
France	11.80
Spain	5.10
Italy	4.42
Denmark	3.57
United Kingdom	3.43
South Korea	2.34
Japan	2.30
China	1.68

May not add to 100% due to rounding or negative cash position

Sector allocation (%)



Utilities	31.82
Industrials	28.04
Materials	20.17
Information technology	12.56
Consumer discretionary	7.42

May not add to 100% due to rounding or negative cash position

Investment risks

Commissions, management fees and expenses may all be associated with investments in exchange-traded funds (ETFs). Unless otherwise indicated, rates of return for periods greater than one year are historical annual compound total returns, including changes in unit value and reinvestment of all distributions, and do not take into account any brokerage commissions or income taxes payable by any unitholder that would have reduced returns. ETFs are not guaranteed, their values change frequently, and past performance may not be repeated. Please read the prospectus before investing. Copies are available from Invesco Canada Ltd. at [invesco.com/ca](https://www.invesco.com/ca)

There are risks involved with investing in ETFs. Please read the prospectus for a complete description of risks relevant to the ETF.

Source: Invesco

Important information

Visit [invesco.com/ca](https://www.invesco.com/ca) to learn more about exchange-traded funds (ETFs).

Ordinary brokerage commissions apply to purchases and sales of ETF units.

Morningstar® Global Energy Transition Index™ is a service mark or trademark of Morningstar, Inc. and has been licensed for use for certain purposes by Invesco Canada Ltd. Invesco Global Energy Transition Index ETF is not sponsored, endorsed, sold or promoted by Morningstar, Inc. or any of its affiliates (all such entities, collectively, "Morningstar"). Morningstar makes no representation or warranty, express or implied, to the owners of Invesco Global Energy Transition Index ETF or any member of the public regarding the advisability of investing in securities generally or in Invesco Global Energy Transition Index ETF in particular or the ability of Invesco Global Energy Transition Index ETF to track general stock market performance.

This piece was produced by Invesco Canada Ltd.

Invesco® and all associated trademarks are trademarks of Invesco Holding Company Limited, used under licence.

© Invesco Canada Ltd., 2025

Glossary

Dividend Yield is the measurement of cash flow paid by an Exchange-Traded Fund (ETF), real estate investment trust, or another type of income-paying vehicle.

Price-to-Book-Value Ratio (P/B Ratio) is the ratio of a stock's market price to a company's net asset value.

Price-to-Earnings Ratio (P/E Ratio) is the share price divided by earnings per share. It is measured on a 12-month trailing basis.

Distribution Frequency represents distribution of income, if any. Distribution of capital gains, interest, dividends, as applicable, if any, may be paid at different frequencies.