

CI Marret Alternative Enhanced Yield Fund

Series PH USD Hedged



AS AT APRIL 30, 2025

FUND OVERVIEW

The Fund seeks to provide income with low volatility over a market cycle regardless of market conditions or general market direction, by primarily investing in both debt instruments across the credit spectrum and cash/cash equivalents. The Fund's active management seeks to provide income while targeting low correlation to equity and traditional income. The fund will use leverage. The leverage will be created through the use of cash borrowings, short sales and derivative contracts. The fund's leverage must not exceed three times the fund's net asset value. The leverage will be calculated in accordance with the methodology prescribed by securities laws, or any exemptions therefrom.

FUND DETAILS

Inception date	May 2020
CAD Total net assets (\$CAD) As at 2025-04-29	\$70.3 million
NAVPS	\$9.9219
MER (%) As at 2024-12-31	0.85
MER (%) (Excluding performance fee) As at 2024-12-31	0.55
Management fee (%)	0.80
Asset class	Alternative Credit Focused
Currency	USD Hedged
Minimum investment	\$500 initial/\$25 additional
Distribution frequency	Monthly
Last distribution	\$0.0430
Average Duration (ex-CDX)	3.42
Yield to Maturity %	7.04

Risk rating¹



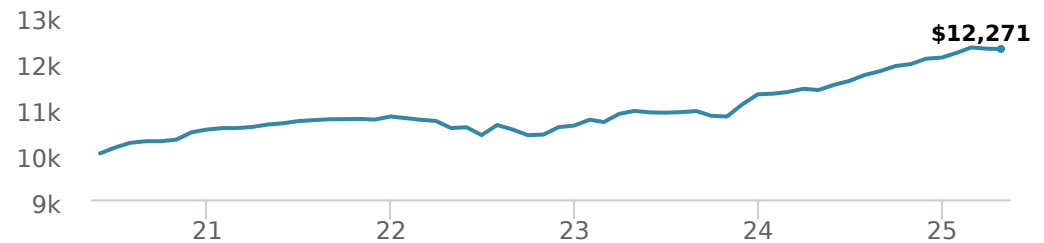
FUND CODES

PH	90196
AH	ISC 2196
	DSC SO* 3196
	LL SO 3096
FH	4196
IH	5196

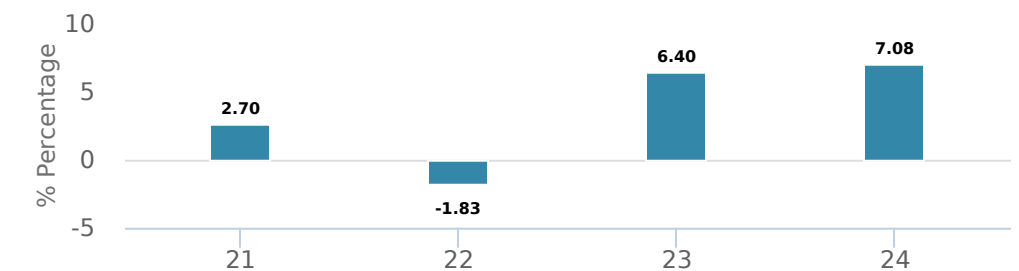
*No new purchases directly into switch only funds.

PERFORMANCE²

Growth of \$10,000 (since inception date)



Calendar year performance



Average annual compound returns

YTD	1 Mo	3 Mo	6 Mo	1 Y	3 Y	5 Y	10 Y	Inception*
1.56%	-0.04%	0.66%	2.75%	7.85%	5.16%	-	-	4.21%

*Since inception date

DISTRIBUTION HISTORY³

Payable date	Total	Payable date	Total
2025-04-25	0.0430	2024-11-22	0.0430
2025-03-28	0.0430	2024-10-25	0.0430
2025-02-21	0.0430	2024-09-27	0.0430
2025-01-24	0.0430	2024-08-23	0.0430
2024-12-20	0.0430	2024-07-26	0.0430

INVESTOR SUITABILITY

For Those Who:

- Want A Diversified Fixed Income Portfolio That Aims To Generate Consistent Income With Low Volatility Over A Credit Cycle
- Are Investing For The Medium And/Or Long Term
- Are Seeking An Investment Which Can Utilize Borrowing, Short-selling, Leverage And Derivatives Where Appropriate To Either Maximize Returns Or Mitigate Negative Returns
- Can Tolerate Low To Medium Risk

CI Marret Alternative Enhanced Yield Fund

Series PH USD Hedged



AS AT APRIL 30, 2025

PORTFOLIO ALLOCATIONS⁴

Asset allocation	(%)	Sector allocation	(%)	Geographic allocation	(%)
Foreign Corporate Bonds	57.70	Fixed Income	91.47	United States	65.92
Canadian Corporate Bonds	23.83	Cash and Cash Equivalent	7.85	Canada	33.86
Canadian Government Bonds	13.06	Consumer Goods	0.64	Other	0.12
Cash and Equivalents	7.85	Other	0.04	Australia	0.09
Canadian Equity	0.64			United Kingdom	0.01
Other	0.03				
Foreign Government Bonds	-3.11				

TOP HOLDINGS⁵

	Sector	(%)
1. US 2YR TREAS NTS FUTURE (CBT) EXP JUN 25 0.00% 30-Jun-2025	Cash and Cash Equivalent	9.41%
2. i0-5 Year High Yield Corp Bond ETF (SHYG)	Fixed Income	9.15%
3. CANADA 5YR BOND FUTURE (MSE) EXP JUN 25 0.00% 19-Jun-2025	Fixed Income	7.10%
4. CANADA 10YR BOND FUTURE (MSE) EXP JUN 25 0.00% 19-Jun-2025	Fixed Income	5.12%
5. Federated Co Operatives Ltd 3.92% 17-Jun-2025	Cash and Cash Equivalent	2.14%
6. Royal Bank of Canada 4.50% 24-Oct-2025	Cash and Cash Equivalent	2.02%
7. NOVA Chemicals Corp 8.50% 15-Nov-2025	Cash and Cash Equivalent	1.96%
8. Kruger Packaging Holdings LP 6.00% 01-Jun-2026	Fixed Income	1.92%
9. Six Flags Theme Parks Inc 7.00% 01-Jul-2025	Cash and Cash Equivalent	1.71%
10. Atkinsrealis Group Inc 7.00% 12-Jun-2026	Fixed Income	1.66%
11. SUNCOR ENERGY INC 5.60% 17-Nov-2025	Cash and Cash Equivalent	1.45%
12. PARKLAND CORPORATION 3.88% 16-Jun-2026	Fixed Income	1.44%
13. AT&T Inc 4.00% 25-Sep-2025	Cash and Cash Equivalent	1.43%
14. Bell Canada 3.55% 02-Dec-2025	Cash and Cash Equivalent	1.43%
15. Transcanada Pipelines Ltd 3.30% 30-May-2025	Cash and Cash Equivalent	1.43%


MANAGEMENT TEAM



Marret Asset Management focuses on fixed-income investing and alternative strategies on behalf of institutional, high net worth and retail clients. Marret Asset Management Inc. is a partly owned subsidiary of CI Financial Corp. and an affiliate of CI Global Asset Management.



Adam Tuer



Adrian Prenc

Over 35,000 financial advisors have chosen CI Global Asset Management as a partner. We believe that Canadians have the best opportunity for investments success by using the services of a professional financial advisor. [Learn more at ci.com](https://www.ci.com).

¹ The risk level of a fund has been determined in accordance with a standardized risk classification methodology in National Instrument 81-102, that is based on the fund's historical volatility as measured by the 10-year standard deviation of the fund's returns. Where a fund has offered securities to the public for less than 10 years, the standardized methodology requires that the standard deviation of a reference mutual fund or index that reasonably approximates the fund's standard deviation be used to determine the fund's risk rating. Please note that historical performance may not be indicative of future returns and a fund's historical volatility may not be indicative of future volatility.

² Commissions, trailing commissions, management fees and expenses all may be associated with mutual fund investments. Please read the prospectus before investing. The indicated rates of return are the historical annual compounded total returns net of fees and expenses payable by the fund (except for figures of one year or less, which are simple total returns) including changes in security value and reinvestment of all dividends/distributions and do not take into account sales, redemption, distribution or optional charges or income taxes payable by any securityholder that would have reduced returns. Mutual funds are not guaranteed, their values change frequently, and past performance may not be repeated.

³ Please refer to the fund's simplified prospectus for distribution information.

⁵ The portfolio holdings are subject to change without notice and may only represent a small percentage of portfolio holdings. They are not recommendations to buy or sell any particular security.

The contents are not to be used or construed as investment advice or as an endorsement or recommendation of any entity of security discussed.

Certain statements contained in this communication are based in whole or in part on information provided by third parties and CI has taken reasonable steps to ensure their accuracy.

The rates of return are used only to illustrate the effects of the compound growth rate and are not intended to reflect future values or returns on investment in an investment fund.

The "Growth of \$10,000 invested" chart shows the final value of a hypothetical \$10,000 investment in securities in this class/series of the fund as at the end of the investment period indicated and is not intended to reflect future values or returns on investment in such securities.

Management Expense Ratio ("MER") represents the trailing 12-month management expense ratio, which reflects the cost of running the fund, inclusive of applicable taxes including HST, GST and QST (excluding commissions and other portfolio transaction costs) as a percentage of daily average net asset value the period, including the fund's proportionate share of any underlying fund(s) expenses, if applicable. The MER is reported in each fund's Management Report of Fund Performance ("MRFP"). MRFPs can be found within the Documents tab on [ci.com](https://www.ci.com).

CI Global Asset Management is a registered business name of CI Investments Inc.

©CI Investments Inc. 2024. All rights reserved.

Published May 2025