

Sun Life Assurance Company of Canada

SunWise II Segregated Funds

SunWise Mackenzie Cundill Canadian Balanced Fund

As of December 31, 2025

Quick facts: Date fund created: December 2001

Total value on December 31, 2025: \$2,460,746

Managed by: Mackenzie Financial Corporation

Portfolio turnover rate: 26.49%

| Class | Fund expense ratio (FER) (includes taxes) | Net asset value per unit | Units outstanding |
|---------------|---|--------------------------|-------------------|
| Full 2001 | 3.84% | \$24.67 | 7,553 |
| Combined 2001 | 3.56% | \$26.55 | 52 |
| Basic 2001 | 3.32% | \$28.01 | 1,033 |
| Full | 3.87% | \$24.61 | 69,114 |
| Combined | 3.55% | \$26.69 | 12,630 |
| Basic | 3.33% | \$28.05 | 7,350 |

Contract version

Dec 4, 2001 - Feb 26, 2003

Feb 27, 2003 - Oct 30, 2005

Minimum investment per Contract:

No new Contracts

No new Contracts

Minimum investment additional purchases:

\$50

No new Purchases

Monthly minimum of pre-authorized chequing:

\$50

No new PACs

What does the fund invest in?

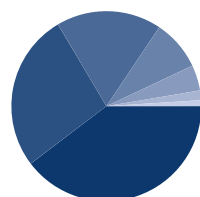
The fund invests in the Mackenzie Cundill Canadian Balanced Fund. The underlying fund invests mostly in Canadian shares and bonds.

Top holdings and allocations of the underlying fund as of December 31, 2025

| | % Assets |
|-------------------------------------|--------------|
| Royal Bank of Canada | 3.09 |
| Barrick Mining Corp | 2.87 |
| Canada Government 3.25% 01-Jun-2035 | 2.40 |
| Brookfield Corp | 2.39 |
| Atkinsrealis Group Inc | 2.38 |
| Ontario Province 3.95% 02-Dec-2035 | 2.29 |
| Toronto-Dominion Bank | 2.28 |
| Fairfax Financial Holdings Ltd | 2.22 |
| Agnico Eagle Mines Ltd | 2.10 |
| Enbridge Inc | 2.03 |
| Total | 24.05 |

Total number of investments:

500



| | % Assets |
|----------------------|----------|
| Canadian Equity | 39.67 |
| Domestic Bonds | 26.82 |
| US Equity | 17.93 |
| International Equity | 8.59 |
| Foreign Bonds | 4.35 |
| Cash and Equivalents | 1.64 |
| Income Trust Units | 1.00 |

Are there any guarantees?

This segregated fund is being offered under an insurance contract. It comes with guarantees that may protect your money if the value goes down. The fees are summarized in the "Ongoing fund expenses" section. For details, please refer to the Information Folder and Contract.

Who is this fund for?

This fund may be suitable for contractholders if they:

- want a balance of capital gains and income
- are investing for the medium term.

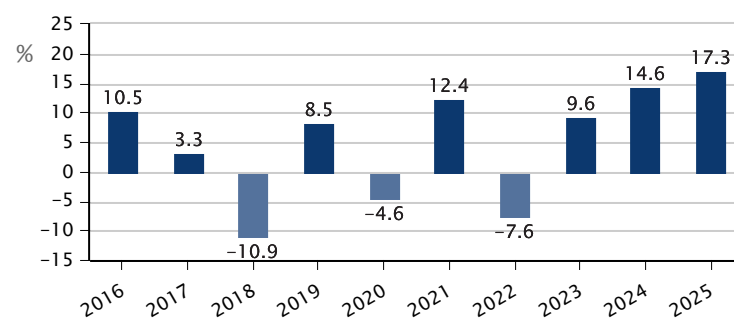
How has the fund performed?

Average return

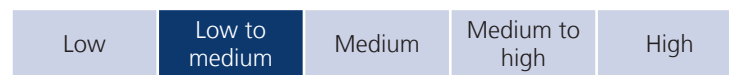
This section tells you how the fund did in the past. A person who invested \$1,000 in the Basic Class of the fund in December 2015 would have \$1,610.37 in December 2025. This works out to an average of 4.88% each year. The returns are after the FER has been deducted. The insurance fees and other costs will reduce the returns of the fund. Past returns do not tell you how the fund will do in the future. Your return will vary based on your guarantee option and personal tax situation.

Year-by-year returns (%)

This chart shows how the Basic Class fund has performed in each of the past ten years. In the past ten years, the fund was up in value seven years and down in value three years.



How risky is it?



The value of your investment can go down. For details, please refer to the Information Folder and Contract.

Sun Life Assurance Company of Canada

SunWise II Segregated Funds

SunWise Mackenzie Cundill Canadian Balanced Fund

As of December 31, 2025

How much does it cost?

The following tables show the fees and expenses you could pay to invest in or sell the fund. For details, please refer to the Information Folder and Contract.

Sales charges

| Sales charge option | What you pay | How it works | | | | | | | | | | | | | | | | | | |
|-----------------------------|--|--|------|------------------|------|-------------------|------|-------------------|------|-------------------|------|-------------------|------|-------------------|------|-------------------|------|---------------|------|---|
| Initial Sales Charge (ISC) | Up to 5% of the amount invested. | <ul style="list-style-type: none"> You and your insurance advisor agree on the rate charged. The Initial Sales Charge is deducted from the amount you buy. It is paid as a commission. | | | | | | | | | | | | | | | | | | |
| Deferred Sales Charge (DSC) | <table border="1"> <thead> <tr> <th>If you sell within:</th> <th>Rate</th> </tr> </thead> <tbody> <tr> <td>1 year of buying</td> <td>5.5%</td> </tr> <tr> <td>2 years of buying</td> <td>5.0%</td> </tr> <tr> <td>3 years of buying</td> <td>4.5%</td> </tr> <tr> <td>4 years of buying</td> <td>4.0%</td> </tr> <tr> <td>5 years of buying</td> <td>3.0%</td> </tr> <tr> <td>6 years of buying</td> <td>2.0%</td> </tr> <tr> <td>7 years of buying</td> <td>1.0%</td> </tr> <tr> <td>After 7 years</td> <td>0.0%</td> </tr> </tbody> </table> | If you sell within: | Rate | 1 year of buying | 5.5% | 2 years of buying | 5.0% | 3 years of buying | 4.5% | 4 years of buying | 4.0% | 5 years of buying | 3.0% | 6 years of buying | 2.0% | 7 years of buying | 1.0% | After 7 years | 0.0% | <ul style="list-style-type: none"> The Deferred Sales Charge is a set rate. It is deducted from the amount you withdraw. When you invest in the fund, we pay a commission of 5%. Any Deferred Sales Charge you pay goes to us. You can Redeem up to 10% (greater of 10% or RIF MAP if the Contract is a RRIF, LIF, LRIF issued between Dec 4, 2001 and Feb 26, 2003) of your units of a fund each year without a Deferred Sales Charge. Up to 20% of unused free units can be carried forward. The maximum available free units at any time is 30% of the current unit Value. You can switch to units of other DSC funds under the insurance Contract without paying a Deferred Sales Charge. For details, please refer to the Information Folder and Contract. |
| If you sell within: | Rate | | | | | | | | | | | | | | | | | | | |
| 1 year of buying | 5.5% | | | | | | | | | | | | | | | | | | | |
| 2 years of buying | 5.0% | | | | | | | | | | | | | | | | | | | |
| 3 years of buying | 4.5% | | | | | | | | | | | | | | | | | | | |
| 4 years of buying | 4.0% | | | | | | | | | | | | | | | | | | | |
| 5 years of buying | 3.0% | | | | | | | | | | | | | | | | | | | |
| 6 years of buying | 2.0% | | | | | | | | | | | | | | | | | | | |
| 7 years of buying | 1.0% | | | | | | | | | | | | | | | | | | | |
| After 7 years | 0.0% | | | | | | | | | | | | | | | | | | | |

Ongoing fund expenses

The fund expense ratio (FER) is the sum of the management expense ratio (MER) and the trading expense ratio (TER). The TER includes the commissions and other portfolio transaction costs payable from the assets of the fund. The MER includes the management fee and operating expenses of the fund. The MER includes the insurance cost of the guarantee. You do not pay these expenses directly. They affect you because they reduce the return you get on your investment. For the optional Earnings Enhancement Benefit (EEB) rider, the fees will be charged to you by redeeming some of your units. For details, please refer to the Information Folder and Contract.

| Guarantee Level | MER (annual rate as a % of the fund's value) (includes taxes) | TER% | FER% | Annual insurance fee included in MER (annual rate as a % of the market value of the units) | Optional Rider Earnings Enhancement Benefit (annual rate of the market value of the units) |
|-----------------|--|-------|-------|---|---|
| Full 2001 | 3.75% | 0.09% | 3.84% | 0.80% | 0.30% |
| Combined 2001 | 3.47% | 0.09% | 3.56% | 0.50% | 0.30% |
| Basic 2001 | 3.23% | 0.09% | 3.32% | 0.30% | 0.30% |
| Full | 3.78% | 0.09% | 3.87% | 0.80% | 0.30% |
| Combined | 3.46% | 0.09% | 3.55% | 0.50% | 0.30% |
| Basic | 3.24% | 0.09% | 3.33% | 0.30% | 0.30% |

Servicing commission

We pay an annual servicing commission as long as you own the fund. It is paid out of the management fee. The rate depends on the sales charge option you chose. For details, please refer to the Information Folder and Contract.

| | | |
|-------------------------|------------|------------|
| Annual service fee rate | DSC: 0.50% | ISC: 1.00% |
|-------------------------|------------|------------|

Other fees

| Fee | What you pay |
|----------------------|---|
| Early withdrawal fee | 2% of the value of units you sell or transfer within 60 business days of buying the units. Money from the fee goes to the fund. |
| Change fee | Your insurance advisor may charge you up to 2% of the value of units you switch to another fund or Class. |

For details, please refer to the Information Folder and Contract.

What if I change my mind?

You can change your mind within two business days of the earlier of the date you received transaction confirmation or five business days after it is forwarded. You have to tell CI Global Asset Management (CI GAM) in writing (by fax or letter) that you want to cancel. The amount returned will be the lesser of the amount you invested or the value of your investment if it has gone down. The amount returned only applies to the specific transaction and will include a refund of any sales charges or other fees you paid.

You can also change your mind about subsequent transactions you make under the contract within two business days from the date you received the transaction confirmation. In this case, the right to cancel only applies to the new transaction. The amount returned will be the lesser of the amount you invested or the value of the fund units attributed to you if it has gone down.

Sun Life Assurance Company of Canada

SunWise II Segregated Funds

SunWise Mackenzie Cundill Canadian Balanced Fund

As of December 31, 2025

For more information

This is a summary and may not contain all the information you need. There are details in the Contract that may lead to changes in this summary. Please make sure you read the Information Folder and Contract. For more information, please contact:

CI Global Asset Management on behalf of Sun Life Assurance Company of Canada

15 York Street, 2nd Floor

Toronto, Ontario, M5J 0A3

Phone: 1-800-792-9355

Email: service@ci.com