

Sun Life Assurance Company of Canada

Clarica MVP Segregated Funds

Clarica MVP Dividend Fund

As of December 31, 2025

Quick facts: **Date fund created:** December 1997
Managed by: CI Global Asset Management

Total value on December 31, 2025: \$2,171,000
Portfolio turnover rate: 8.10%

Fund version	Fund expense ratio (FER) (includes taxes)	Net asset value per unit	Units outstanding
MVP	3.09%	\$42.52	50,668
MVP (1987)	2.71%	\$44.81	370

Minimum investment per contract: No new contracts
 Minimum for additional purchases: \$250 (\$2,500 for RRIFFs)
 Monthly minimum of pre-authorized chequing: \$50

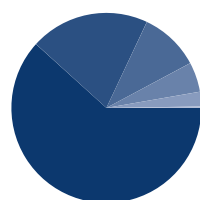
What does the fund invest in?

The fund invests in the CI Dividend Income & Growth Corporate Class. The underlying fund invests mostly in Canadian shares.

Top holdings and allocations of the underlying fund as of December 31, 2025

	% Assets
Agnico Eagle Mines Ltd	4.15
CI Global Infrastructure Private Pool ETF (CINF)	3.38
Cash and Equivalents	2.41
Fairfax Financial Holdings Ltd	2.34
Shopify Inc	2.20
Manulife Financial Corp	2.13
Bank of Nova Scotia	1.99
Canadian Imperial Bank of Commerce	1.96
Brookfield Corp	1.66
Sun Life Financial Inc	1.58
Total	23.80

Total number of investments: 190



	% Assets
Canadian Equity	61.72
US Equity	20.30
International Equity	10.18
Domestic Bonds	5.07
Cash and Equivalents	2.51
Income Trust Units	0.22

Are there any guarantees?

This segregated fund is being offered under an insurance contract. It comes with guarantees that may protect your money if the value goes down. The fees are summarized in the "Ongoing fund expenses" section. For details, please refer to the Information Folder and Contract.

Who is this fund for?

This fund may be suitable for contractholders if they:

- want to receive dividend income
- are investing for the medium and/or long term.

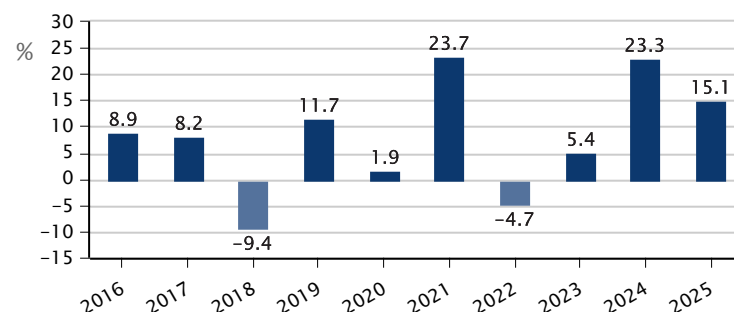
How has the fund performed?

Average return

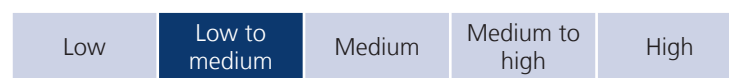
This section tells you how the fund did in the past. A person who invested \$1,000 in the MVP fund in December 2015 would have \$2,141.00 in December 2025. This works out to an average of 7.91% each year. The returns are after the FER has been deducted. The insurance fees and other costs will reduce the returns of the fund. Past returns do not tell you how the fund will do in the future. Your return will vary based on your guarantee option and personal tax situation.

Year-by-year returns (%)

This chart shows how the MVP fund has performed in each of the past ten years. In the past ten years, the fund was up in value eight years and down in value two years.



How risky is it?



The value of your investment can go down. For details, please refer to the Information Folder and Contract.

Sun Life Assurance Company of Canada

Clarica MVP Segregated Funds

Clarica MVP Dividend Fund

As of December 31, 2025

How much does it cost?

The following tables show the fees and expenses you could pay to invest in or sell the fund. For details, please refer to the Information Folder and Contract.

Sales charges

Fund version	What you pay	How it works
MVP and MVP (1987)	You do not pay a sales charge.	We do not pay a commission.

Ongoing fund expenses

The fund expense ratio (FER) is the sum of the management expense ratio (MER) and the trading expense ratio (TER). The TER includes the commissions and other portfolio transaction costs payable from the assets of the fund. The MER includes the management fee and operating expenses of the fund. The MER includes the insurance cost of the guarantee. You do not pay these expenses directly. They affect you because they reduce the return you get on your investment. For details, please refer to the Information Folder and Contract.

Fund version	MER (annual rate as a % of the fund's value) (includes taxes)	TER%	FER%	Annual insurance fee included in MER (annual rate as a % of the market value of the units)
MVP	3.00%	0.09%	3.09%	0.45%
MVP (1987)	2.62%	0.09%	2.71%	0.20%

Servicing commission

We pay an annual servicing commission as long as you own the fund. It is paid out of the management fee. The rate depends on the fund version you chose. For details, please refer to the Information Folder and Contract.

Annual service fee rate	MVP (1987): 1.20%	MVP: 1.20%
-------------------------	-------------------	------------

Other fees

Fee	What you pay
Early withdrawal fee	2% of the value of units you sell or transfer within 30 business days of buying the units. Money from the fee goes to the fund.

For details, please refer to the Information Folder and Contract.

What if I change my mind?

You can change your mind within two business days of the earlier of the date you received transaction confirmation or five business days after it is forwarded. You have to tell CI Global Asset Management (CI GAM) in writing (by fax or letter) that you want to cancel. The amount returned will be the lesser of the amount you invested or the value of your investment if it has gone down. The amount returned only applies to the specific transaction and will include a refund of any sales charges or other fees you paid.

You can also change your mind about subsequent transactions you make under the contract within two business days from the date you received the transaction confirmation. In this case, the right to cancel only applies to the new transaction. The amount returned will be the lesser of the amount you invested or the value of the fund units attributed to you if it has gone down.

For more information

This is a summary and may not contain all the information you need. There are details in the contract that may lead to changes in this summary. Please make sure you read the Information Folder and Contract. For more information, please contact:

CI Global Asset Management on behalf of Sun Life Assurance Company of Canada

15 York Street, 2nd Floor

Toronto, Ontario, M5J 0A3

Phone: 1-800-792-9355

Email: service@ci.com