

# Sun Life Assurance Company of Canada

## Sun Wise I Segregated Funds

### Sun Wise CI Premier Canadian Balanced Fund

As of December 31, 2025

**Quick facts:** Date fund created: November 1998

Total value on December 31, 2025: \$735,458

Managed by: CI Global Asset Management

Portfolio turnover rate: 3.31%

Class	Fund expense ratio (FER) (includes taxes)	Net asset value per unit	Units outstanding
Basic	3.04%	\$27.99	6,870
Full	3.68%	\$24.05	22,587

Minimum investment per contract: No new contracts

Minimum for additional purchases: No new purchases

Monthly minimum of pre-authorized chequing: No new PACs

#### What does the fund invest in?

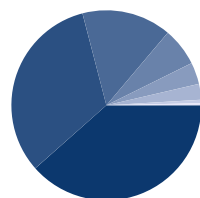
The fund invests in the CI Canadian Balanced Fund. The underlying fund invests mostly in Canadian shares and bonds.

#### Top holdings and allocations of the underlying fund as of December 31, 2025

	% Assets
CI Private Markets Growth Fund	3.59
Manulife Financial Corp	2.58
Shopify Inc	2.33
Wheaton Precious Metals Corp	2.26
CI Private Markets Income Fund	2.18
Fairfax Financial Holdings Ltd	2.16
Agnico Eagle Mines Ltd	1.81
Bank of Nova Scotia	1.81
Toronto-Dominion Bank	1.49
Enbridge Inc	1.48
<b>Total</b>	<b>21.69</b>

Total number of investments:

433



	% Assets
Canadian Equity	38.47
Domestic Bonds	32.48
US Equity	15.23
International Equity	6.51
Other	3.69
Foreign Bonds	2.69
Cash and Equivalents	0.58
Income Trust Units	0.35

#### Are there any guarantees?

This segregated fund is being offered under an insurance contract. It comes with guarantees that may protect your money if the value goes down. The fees are summarized in the "Ongoing fund expenses" section. For details, please refer to the Information Folder and Contract.

#### Who is this fund for?

This fund may be suitable for contractholders if they:

- want both equity and fixed income securities in a single fund and prefer to have the portfolio advisor make the asset mix decisions
- are investing for the medium term.

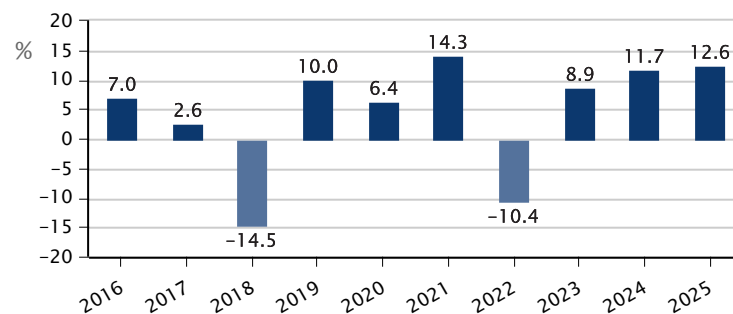
#### How has the fund performed?

##### Average return

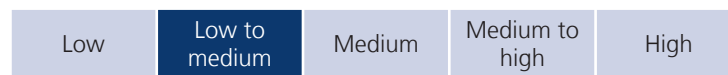
This section tells you how the fund did in the past. A person who invested \$1,000 in the Basic version of the fund in December 2015 would have \$1,541.12 in December 2025. This works out to an average of 4.42% each year. The returns are after the FER has been deducted. The insurance fees and other costs will reduce the returns of the fund. Past returns do not tell you how the fund will do in the future. Your return will vary based on your guarantee option and personal tax situation.

##### Year-by-year returns (%)

This chart shows how the Basic version of the fund has performed in each of the past ten years. In the past ten years, the fund was up in value eight years and down in value two years.



#### How risky is it?



The value of your investment can go down. For details, please refer to the Information Folder and Contract.

**Sun Life Assurance Company of Canada**  
**Sun Wise | Segregated Funds**  
**Sun Wise CI Premier Canadian Balanced Fund**

As of December 31, 2025

**How much does it cost?**

The following tables show the fees and expenses you could pay to invest in or sell the fund. For details, please refer to the Information Folder and Contract.

**Sales charges**

Sales charge option	What you pay	How it works																
Front-end	Up to 5% of the amount you invested.	<ul style="list-style-type: none"> <li>You and your insurance advisor agree on the rate charged.</li> <li>The front-end sales charge is deducted from the amount you buy. It is paid as a commission.</li> </ul>																
Back-end	<table border="1"> <thead> <tr> <th>If you sell within:</th> <th>Rate</th> </tr> </thead> <tbody> <tr> <td>1 year of buying</td> <td>5.5%</td> </tr> <tr> <td>2 years of buying</td> <td>5.0%</td> </tr> <tr> <td>3 years of buying</td> <td>4.0%</td> </tr> <tr> <td>4 years of buying</td> <td>3.0%</td> </tr> <tr> <td>5 years of buying</td> <td>2.0%</td> </tr> <tr> <td>6 years of buying</td> <td>1.5%</td> </tr> <tr> <td>After 6 years</td> <td>0.0%</td> </tr> </tbody> </table>	If you sell within:	Rate	1 year of buying	5.5%	2 years of buying	5.0%	3 years of buying	4.0%	4 years of buying	3.0%	5 years of buying	2.0%	6 years of buying	1.5%	After 6 years	0.0%	<ul style="list-style-type: none"> <li>The back-end sales charge is a set rate. It is deducted from the amount you withdraw.</li> <li>When you invest in the fund, we pay a commission of 5%. Any back-end charge you pay goes to us.</li> <li>You can Redeem up to 10% of your units of a fund each year without a backend sales charge.</li> <li>You can switch to units of other back-end funds under the insurance Contract without paying a back-end sales charge.</li> <li>For details, please refer to the Information Folder and Contract.</li> </ul>
If you sell within:	Rate																	
1 year of buying	5.5%																	
2 years of buying	5.0%																	
3 years of buying	4.0%																	
4 years of buying	3.0%																	
5 years of buying	2.0%																	
6 years of buying	1.5%																	
After 6 years	0.0%																	

**Ongoing fund expenses**

The fund expense ratio (FER) is the sum of the management expense ratio (MER) and the trading expense ratio (TER). The TER includes the commissions and other portfolio transaction costs payable from the assets of the fund. The MER includes the management fee and operating expenses of the fund. The MER includes the insurance cost of the guarantee. You do not pay these expenses directly. They affect you because they reduce the return you get on your investment. For details, please refer to the Information Folder and Contract.

Class	MER (annual rate as a % of the fund's value) (includes taxes)	TER%	FER%	Annual insurance fee included in MER (annual rate as a % of the market value of the units)
Basic	3.02%	0.02%	3.04%	0.30%
Full	3.66%	0.02%	3.68%	0.85%

**Servicing commission**

We pay an annual servicing commission as long as you own the fund. It is paid out of the management fee. The rate depends on the sales charge option you chose. For details, please refer to the Information Folder and Contract.

Annual service fee rate	Back-end: 0.50%	Front-end: 1.00%
-------------------------	-----------------	------------------

**Other fees**

Fee	What you pay
Early withdrawal fee	Up to 2% of the value of units you sell or transfer within 90 days of buying the units. Money from the fee goes to the fund.

For details, please refer to the Information Folder and Contract.

**What if I change my mind?**

You can change your mind within two business days of the earlier of the date you received transaction confirmation or five business days after it is forwarded. You have to tell CI Global Asset Management (CI GAM) in writing (by fax or letter) that you want to cancel. The amount returned will be the lesser of the amount you invested or the value of your investment if it has gone down. The amount returned only applies to the specific transaction and will include a refund of any sales charges or other fees you paid.

You can also change your mind about subsequent transactions you make under the contract within two business days from the date you received the transaction confirmation. In this case, the right to cancel only applies to the new transaction. The amount returned will be the lesser of the amount you invested or the value of the fund units attributed to you if it has gone down.

**For more information**

This is a summary and may not contain all the information you need. There are details in the Contract that may lead to changes in this summary. Please make sure you read the Information Folder and Contract. For more information, please contact:

CI Global Asset Management on behalf of Sun Life Assurance Company of Canada  
 15 York Street, 2nd Floor  
 Toronto, Ontario, M5J 0A3  
 Phone: 1-800-792-9355  
 Email: service@ci.com