



Invesco European Equity Class' - Series I

Part of Invesco Corporate Class Inc.

This document contains key information you should know about Invesco European Equity Class (the "Fund"). You can find more detailed information in the Fund's simplified prospectus. For a copy, ask your representative, contact CI Global Asset Management at 1-800-792-9355 or service@ci.com, or visit our website at www.ci.com.

Before you invest in any fund, consider how the fund would work with your other investments and your tolerance for risk.

Notice: On June 1, 2026, CI Global Asset Management became the manager and portfolio manager of the Fund, following the sale of management agreements relating to Invesco Canada Ltd.'s Canadian fund business to CI Global Asset Management.

Quick facts

Fund code (C\$ option)	20657	Fund manager	CI Global Asset Management
Date series started	September 17, 2012	Portfolio manager	CI Global Asset Management with portfolio sub-advisor Invesco Asset Management Limited
Total value of the Fund on April 30, 2026	\$12.1 million	Minimum investment	Initial: \$500 Subsequent: No minimum
Management expense ratio (MER)	N/A		

What does the Fund invest in?

The Fund invests primarily in a diversified portfolio of companies in developed European countries. The Fund may invest up to half of its assets in companies located in less-developed European countries or the Middle East or Africa.

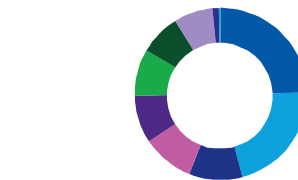
The charts below give you a snapshot of the Fund's investments on April 30, 2026. The Fund's investments will change.

Top 10 investments (April 30, 2026)

1. Banco Santander SA	4.35%
2. TotalEnergies SE	3.66%
3. UniCredit SpA	3.55%
4. Rolls-Royce Holdings PLC	3.29%
5. Banco Bilbao Vizcaya Argentaria S.A.	3.21%
6. ASML Holding N.V.	3.19%
7. AstraZeneca PLC	2.86%
8. ArcelorMittal S.A.	2.58%
9. SBM Offshore N.V.	2.40%
10. ING Groep N.V.	2.29%
Total percentage of top 10 investments	31.38%
Total number of investments	54

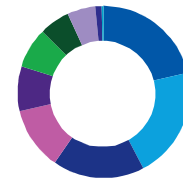
Investment mix (April 30, 2026)

Sector allocation



Industrials	24.74%
Financials	21.10%
Information technology	10.19%
Materials	9.61%
Consumer staples	8.94%
Other sectors	8.92%
Health care	7.67%
Energy	7.23%
Other net assets	1.22%
Cash, cash equivalents and money market funds	0.38%

Geographic allocation



France	21.39%
United Kingdom	20.90%
Other countries	17.36%
Netherlands	11.74%
Germany	8.46%
Spain	7.56%
Italy	5.66%
Switzerland	5.33%
Other net assets	1.22%
Cash, cash equivalents and money market funds	0.38%

How risky is it?

The value of the Fund can go down as well as up. You could lose money.

One way to gauge the risk is to look at how much a fund's returns change over time. This is called "volatility."

In general, funds with higher volatility will have returns that change more over time. They typically have a greater chance of losing money and may have a greater chance of higher returns. Funds with lower volatility tend to have returns that change less over time. They typically have lower returns and may have a lower chance of losing money.

Risk rating

CI Global Asset Management has rated the volatility of this Fund as **Medium**.

This rating is based on how much the Fund's returns have changed from year to year. It doesn't tell you how volatile the Fund will be in the future. The rating can change over time. A fund with a low risk rating can still lose money.



For more information about the risk rating and specific risks that can affect the Fund's returns, see *Part B: Specific Information About Each of the Funds Described in this Document* section of the Fund's simplified prospectus.

No guarantees

Like most mutual funds, this Fund doesn't have any guarantees. You may not get back the amount of money you invest.

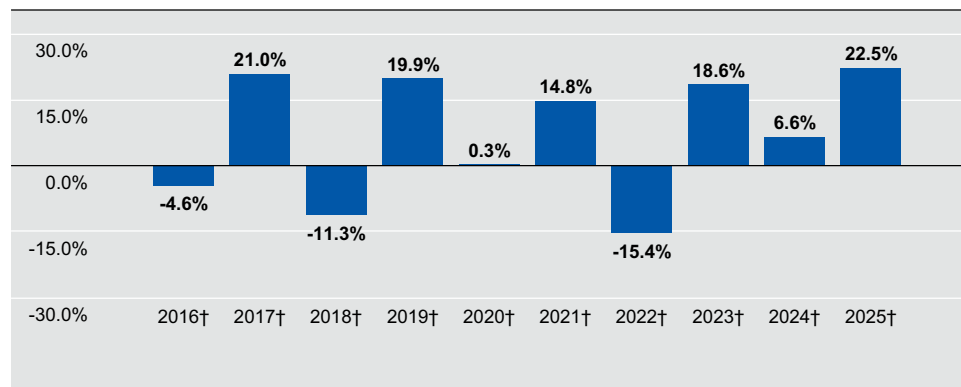
Invesco European Equity Class - Series I

How has the Fund performed?

This section tells you how Series I shares of the Fund have performed over the past 10 years. Returns are after expenses have been deducted. These expenses reduce the Fund's returns.

Year-by-year returns

This chart shows how Series I shares of the Fund performed in each of the past 10 years. The Fund dropped in value in three of the 10 years. The range of returns and change from year to year can help you assess how risky the Fund has been in the past. It does not tell you how the Fund will perform in the future.



† On June 23, 2025, the Fund's investment strategies were changed. The performance of this Fund for the period prior to this date would have been different had the current investment strategies been in place during that period.

Best and worst three-month returns

This table shows the best and worst returns for the Series I shares of the Fund in a three-month period over the past 10 years. The best and worst three-month returns could be higher or lower in the future. Consider how much of a loss you could afford to take in a short period of time.

	Return	Three months ending	If you invested \$1,000 at the beginning of the period
Best return	18.7%	January 31, 2023	Your investment would rise to \$1,187
Worst return	-20.3%	March 31, 2020	Your investment would drop to \$797

Average return

A person who invested \$1,000 in Series I shares of the Fund 10 years ago now has \$2,145. This works out to an annual compound return of 7.93%.

Who is this Fund for?

Investors who:

- Want a European equity fund that emphasizes companies with strong growth potential
- Own, or plan to own, other types of investments to diversify their holdings
- Are comfortable with medium risk

The Fund is not appropriate if you have a short-term investment horizon.

A word about tax

In general, you'll have to pay income tax on any money you make on a fund. How much you pay depends on the tax laws where you live and whether you hold the fund in a registered plan, such as a registered retirement savings plan or a tax-free savings account.

Keep in mind that if you hold your fund in a non-registered account, fund distributions are included in your taxable income, whether you get them in cash or have them reinvested.

How much does it cost?

The following tables show the fees and expenses you could pay to buy, own and sell Series I shares of the Fund. The fees and expenses, including any commissions, can vary among series of a fund and among funds. Higher commissions can influence representatives to recommend one investment over another. Ask about other funds and investments that may be suitable for you at a lower cost.

1. Sales charges

There are no sales charges for Series I shares of the Fund.

2. Fund expenses

You don't pay these expenses directly. They affect you because they reduce the Fund's returns. Investors negotiate and pay the management and advisory fees for Series I shares directly. CI Global Asset Management pays all operating expenses.

As of September 30, 2025, the expenses of Series I were 0.72% of the value of this series. This equals \$7.20 for every \$1,000 invested.

Invesco European Equity Class - Series I

2. Fund expenses (continued)

	Annual rate (as a % of the Fund's value)
Management expense ratio (MER) This is the total of the Fund's operating expenses.	Nil
Trading expense ratio (TER) This is the Fund's trading costs.	0.72%
Fund expenses	0.72%

More about the trailing commission

CI Global Asset Management does not pay trailing commissions in respect of Series I shares of the Fund.

3. Other fees

You may have to pay other fees when you buy, hold, sell or switch Series I shares of the Fund.

Fee	What you pay
Short-term trading fee	If you redeem or switch within 30 days of purchase, CI Global Asset Management reserves the right to charge, on behalf of the Fund, a short-term trading fee of 2% on top of any other fees that may apply.
Management and advisory fee	Investors negotiate and pay the management and advisory fee for Series I shares directly. The maximum annual management and advisory fee that may be payable to CI Global Asset Management is 2.00%.

What if I change my mind?

Under securities law in some provinces and territories, you have the right to:

- withdraw from an agreement to buy mutual funds within two business days after you receive a simplified prospectus or Fund Facts document,

or

- cancel your purchase within 48 hours after you receive confirmation of the purchase.

In some provinces and territories, you also have the right to cancel a purchase or, in some jurisdictions, claim damages if the simplified prospectus, Fund Facts document or financial statements contain a misrepresentation. You must act within the time limit set by the securities legislation in your province or territory.

For more information, see the securities law of your province or territory or ask a lawyer.

For more information

Contact CI Global Asset Management or your representative for a copy of the Fund's simplified prospectus or other disclosure documents. These documents and this Fund Facts make up the Fund's legal documents.

CI Global Asset Management

15 York Street, Second Floor
Toronto, Ontario Canada M5J 0A3
Toll Free: 1 (800) 792-9355
Email: service@ci.com

www.ci.com

To learn more about investing in mutual funds, see the brochure **Understanding mutual funds**, which is available on the website of the Canadian Securities Administrators at securities-administrators.ca.

CI Global Asset Management is a registered business name of CI Investments Inc.

Invesco® and all associated trademarks are trademarks of Invesco Holding Company Limited, and used by CI Global Asset Management under licence.