



Invesco Global Select Equity Class' - Series I

Part of Invesco Corporate Class Inc.

This document contains key information you should know about Invesco Global Select Equity Class (the "Fund"). You can find more detailed information in the Fund's simplified prospectus. For a copy, ask your representative, contact CI Global Asset Management at 1-800-792-9355 or service@ci.com, or visit our website at www.ci.com.

Before you invest in any fund, consider how the fund would work with your other investments and your tolerance for risk.

Notice: On June 1, 2026, CI Global Asset Management became the manager and portfolio manager of the Fund, following the sale of management agreements relating to Invesco Canada Ltd.'s Canadian fund business to CI Global Asset Management.

Quick facts			Fund manager	
Fund code	(C\$ option)	21350	Fund manager	CI Global Asset Management
Date series started	August 16, 2005		Portfolio manager	CI Global Asset Management with portfolio sub-advisor Invesco Advisers, Inc.
Total value of the Fund on April 30, 2026	\$322.4 million		Minimum investment	Initial: \$500 Subsequent: No minimum
Management expense ratio (MER)	N/A			

What does the Fund invest in?

The Fund invests in common shares and other equity securities of companies located anywhere in the world to achieve long-term capital growth.

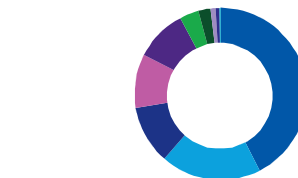
The charts below give you a snapshot of the Fund's investments on April 30, 2026. The Fund's investments will change.

Top 10 investments (April 30, 2026)

1. Alphabet Inc.	11.12%
2. Taiwan Semiconductor Manufacturing Co., Ltd.	6.96%
3. NVIDIA Corp.	5.77%
4. Lam Research Corp.	5.24%
5. Meta Platforms, Inc.	4.73%
6. Broadcom Inc.	4.48%
7. Analog Devices, Inc.	3.77%
8. Amazon.com, Inc.	3.21%
9. S&P Global Inc.	3.19%
10. Visa Inc.	3.15%
Total percentage of top 10 investments	51.62%
Total number of investments	64

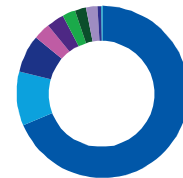
Investment mix (April 30, 2026)

Sector allocation



Information technology	42.50%
Communication services	18.87%
Health care	10.97%
Financials	10.17%
Consumer discretionary	9.63%
Industrials	3.68%
Real estate	2.19%
Materials	0.96%
Cash, cash equivalents and money market funds	0.75%
Other net assets	0.28%

Geographic allocation



United States	68.63%
Other countries	10.29%
Taiwan	6.96%
France	3.25%
India	3.24%
Netherlands	2.39%
Canada	2.11%
Japan	2.10%
Cash, cash equivalents and money market funds	0.75%
Other net assets	0.28%

How risky is it?

The value of the Fund can go down as well as up. You could lose money.

One way to gauge the risk is to look at how much a fund's returns change over time. This is called "volatility."

In general, funds with higher volatility will have returns that change more over time. They typically have a greater chance of losing money and may have a greater chance of higher returns. Funds with lower volatility tend to have returns that change less over time. They typically have lower returns and may have a lower chance of losing money.

Risk rating

CI Global Asset Management has rated the volatility of this series of the Fund as **Medium**.

This rating is based on how much the Fund's returns have changed from year to year. It doesn't tell you how volatile the Fund will be in the future. The rating can change over time. A fund with a low risk rating can still lose money.



For more information about the risk rating and specific risks that can affect the Fund's returns, see *Part B: Specific Information About Each of the Funds Described in this Document* section of the Fund's simplified prospectus.

No guarantees

Like most mutual funds, this Fund doesn't have any guarantees. You may not get back the amount of money you invest.

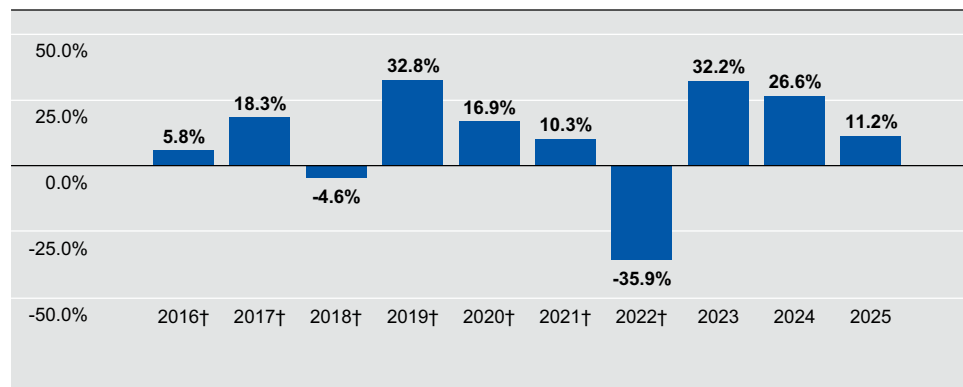
Invesco Global Select Equity Class - Series I

How has the Fund performed?

This section tells you how Series I shares of the Fund have performed over the past 10 years. Returns are after expenses have been deducted. These expenses reduce the Fund's returns.

Year-by-year returns

This chart shows how Series I shares of the Fund performed in each of the past 10 years. The Fund dropped in value in two of the 10 years. The range of returns and change from year to year can help you assess how risky the Fund has been in the past. It does not tell you how the Fund will perform in the future.



† On November 28, 2022 and March 1, 2021, the Fund's investment strategies were changed. The performance of this Fund for the period prior to these dates would have been different had the current investment strategies been in place during that period.

Best and worst three-month returns

This table shows the best and worst returns for the Series I shares of the Fund in a three-month period over the past 10 years. The best and worst three-month returns could be higher or lower in the future. Consider how much of a loss you could afford to take in a short period of time.

	Return	Three months ending	If you invested \$1,000 at the beginning of the period
Best return	17.9%	January 31, 2024	Your investment would rise to \$1,179
Worst return	-20.5%	March 31, 2022	Your investment would drop to \$795

Average return

A person who invested \$1,000 in Series I shares of the Fund 10 years ago now has \$2,604. This works out to an annual compound return of 10.04%.

Who is this Fund for?

Investors who:

- Want strong capital growth over the long term
- Own, or plan to own, other types of investments to diversify their holdings
- Want a global equity investment
- Are comfortable with medium risk

The Fund is not appropriate if you have a short-term investment horizon.

A word about tax

In general, you'll have to pay income tax on any money you make on a fund. How much you pay depends on the tax laws where you live and whether you hold the fund in a registered plan, such as a registered retirement savings plan or a tax-free savings account.

Keep in mind that if you hold your fund in a non-registered account, fund distributions are included in your taxable income, whether you get them in cash or have them reinvested.

How much does it cost?

The following tables show the fees and expenses you could pay to buy, own and sell Series I shares of the Fund. The fees and expenses, including any commissions, can vary among series of a fund and among funds. Higher commissions can influence representatives to recommend one investment over another. Ask about other funds and investments that may be suitable for you at a lower cost.

1. Sales charges

There are no sales charges for Series I shares of the Fund.

2. Fund expenses

You don't pay these expenses directly. They affect you because they reduce the Fund's returns. Investors negotiate and pay the management and advisory fees for Series I shares directly. CI Global Asset Management pays all operating expenses.

As of September 30, 2025, the expenses of Series I were 0.05% of the value of this series. This equals \$0.50 for every \$1,000 invested.

Invesco Global Select Equity Class - Series I

2. Fund expenses (continued)

	Annual rate (as a % of the Fund's value)
Management expense ratio (MER) This is the total of the Fund's operating expenses.	Nil
Trading expense ratio (TER) This is the Fund's trading costs.	0.05%
Fund expenses	0.05%

More about the trailing commission

CI Global Asset Management does not pay trailing commissions in respect of Series I shares of the Fund.

3. Other fees

You may have to pay other fees when you buy, hold, sell or switch Series I shares of the Fund.

Fee	What you pay
Short-term trading fee	If you redeem or switch within 30 days of purchase, CI Global Asset Management reserves the right to charge, on behalf of the Fund, a short-term trading fee of 2% on top of any other fees that may apply.
Management and advisory fee	Investors negotiate and pay the management and advisory fee for Series I shares directly. The maximum annual management and advisory fee that may be payable to CI Global Asset Management is 2.00%.

What if I change my mind?

Under securities law in some provinces and territories, you have the right to:

- withdraw from an agreement to buy mutual funds within two business days after you receive a simplified prospectus or Fund Facts document,

or

- cancel your purchase within 48 hours after you receive confirmation of the purchase.

In some provinces and territories, you also have the right to cancel a purchase or, in some jurisdictions, claim damages if the simplified prospectus, Fund Facts document or financial statements contain a misrepresentation. You must act within the time limit set by the securities legislation in your province or territory.

For more information, see the securities law of your province or territory or ask a lawyer.

For more information

Contact CI Global Asset Management or your representative for a copy of the Fund's simplified prospectus or other disclosure documents. These documents and this Fund Facts make up the Fund's legal documents.

CI Global Asset Management
15 York Street, Second Floor
Toronto, Ontario Canada M5J 0A3
Toll Free: 1 (800) 792-9355
Email: service@ci.com
www.ci.com

To learn more about investing in mutual funds, see the brochure **Understanding mutual funds**, which is available on the website of the Canadian Securities Administrators at securities-administrators.ca.

CI Global Asset Management is a registered business name of CI Investments Inc.
Invesco® and all associated trademarks are trademarks of Invesco Holding Company Limited, and used by CI Global Asset Management under licence.