



Invesco Global Balanced ESG ETF Fund - Series I

This document contains key information you should know about Invesco Global Balanced ESG ETF Fund (the "Fund"). You can find more detailed information in the Fund's simplified prospectus. For a copy, ask your representative, contact CI Global Asset Management at 1-800-792-9355 or service@ci.com, or visit our website at www.ci.com.

Before you invest in any fund, consider how the fund would work with your other investments and your tolerance for risk.

Notice: On June 1, 2026, CI Global Asset Management became the manager and portfolio manager of the Fund, following the sale of management agreements relating to Invesco Canada Ltd.'s Canadian fund business to CI Global Asset Management.

Quick facts

Fund code (C\$ option)	9757	Fund manager	CI Global Asset Management
Date series started	April 25, 2022	Portfolio manager	CI Global Asset Management with portfolio sub-advisor Invesco Advisers, Inc.
Total value of the Fund on April 30, 2026	\$18.5 million	Distributions	Income, if any, and/or amounts treated as returns of capital, if any, paid quarterly in March, June, September, and December; capital gains, if any, paid annually in December.
Management expense ratio (MER)	N/A	Minimum investment	Initial: \$500 Subsequent: No minimum

What does the Fund invest in?

The Fund invests in a diversified portfolio of equity and fixed-income exchange-traded funds (ETFs) that employ environmental, social and governance (ESG) oriented investment strategies as part of their fundamental investment objectives. The Fund uses strategic asset allocation to allocate assets among such ETFs and is expected to maintain a balanced exposure of approximately 60% equities and 40% fixed-income.

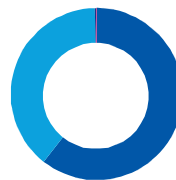
The charts below give you a snapshot of the Fund's investments on April 30, 2026. The Fund's investments will change.

Top 10 investments (April 30, 2026)

1. Invesco ESG Canadian Core Plus Bond ETF	23.37%
2. Invesco S&P International Developed ESG Index ETF	16.23%
3. Invesco ESG Global Bond ETF	15.60%
4. Invesco ESG NASDAQ 100 Index ETF	13.69%
5. Invesco S&P/TSX Composite ESG Index ETF	13.42%
6. Invesco ESG S&P 500 Equal Weight ETF	10.08%
7. Invesco S&P 500 ESG Index ETF	7.16%
8. Cash and cash equivalents	0.24%
9. Canadian Dollar Cash Management Fund	0.18%
Total percentage of top 10 investments	99.97%
Total number of investments	9

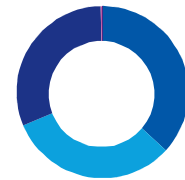
Investment mix (April 30, 2026)

Asset class allocation



Equity exchange-traded funds (ETFs)	60.58%
Fixed-income exchange-traded funds (ETFs)	38.97%
Cash, cash equivalents and money market funds	0.42%
Other net assets	0.03%

Geographic allocation



Canada	36.79%
Global	31.83%
United States	30.93%
Cash, cash equivalents and money market funds	0.42%
Other net assets	0.03%

How risky is it?

The value of the Fund can go down as well as up. You could lose money.

One way to gauge the risk is to look at how much a fund's returns change over time. This is called "volatility."

In general, funds with higher volatility will have returns that change more over time. They typically have a greater chance of losing money and may have a greater chance of higher returns. Funds with lower volatility tend to have returns that change less over time. They typically have lower returns and may have a lower chance of losing money.

Risk rating

CI Global Asset Management has rated the volatility of this Fund as **Low to medium**.

This rating is based on how much the Fund's returns have changed from year to year. It doesn't tell you how volatile the Fund will be in the future. The rating can change over time. A fund with a low risk rating can still lose money.



For more information about the risk rating and specific risks that can affect the Fund's returns, see *Part B: Specific Information About Each of the Funds Described in this Document* section of the Fund's simplified prospectus.

No guarantees

Like most mutual funds, this Fund doesn't have any guarantees. You may not get back the amount of money you invest.

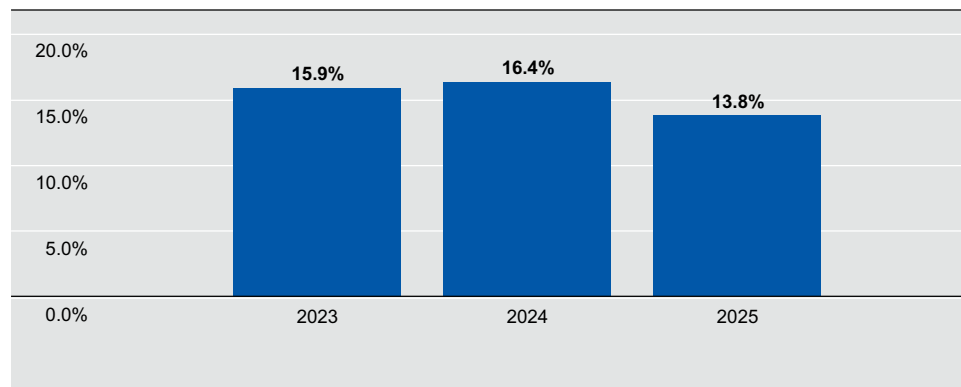
Invesco Global Balanced ESG ETF Fund - Series I

How has the Fund performed?

This section tells you how Series I units of the Fund have performed over the past three years. Returns are after expenses have been deducted. These expenses reduce the Fund's returns.

Year-by-year returns

This chart shows how Series I units of the Fund performed in each of the past three years. The Fund's value did not drop in any of these years. The range of returns and change from year to year can help you assess how risky the Fund has been in the past. It does not tell you how the Fund will perform in the future.



Best and worst three-month returns

This table shows the best and worst returns for the Series I units of the Fund in a three-month period over the past three years. The best and worst three-month returns could be higher or lower in the future. Consider how much of a loss you could afford to take in a short period of time.

	Return	Three months ending	If you invested \$1,000 at the beginning of the period
Best return	10.1%	January 31, 2024	Your investment would rise to \$1,101
Worst return	-3.9%	October 31, 2023	Your investment would drop to \$961

Average return

A person who invested \$1,000 in Series I units of the Fund at its inception now has \$1,545. This works out to an annual compound return of 11.44%.

Who is this Fund for?

Investors who:

- Want capital growth and income over the mid to long term
- Want a diversified global balanced investment
- Want an investment that employs environmental, social and governance (ESG) oriented investment strategies as part of their fundamental investment objectives
- Are comfortable with low to medium risk

The Fund is not appropriate if you have a short-term investment horizon.

A word about tax

In general, you'll have to pay income tax on any money you make on a fund. How much you pay depends on the tax laws where you live and whether you hold the fund in a registered plan, such as a registered retirement savings plan or a tax-free savings account.

Keep in mind that if you hold your fund in a non-registered account, fund distributions are included in your taxable income, whether you get them in cash or have them reinvested.

How much does it cost?

The following tables show the fees and expenses you could pay to buy, own and sell Series I units of the Fund. The fees and expenses, including any commissions, can vary among series of a fund and among funds. Higher commissions can influence representatives to recommend one investment over another. Ask about other funds and investments that may be suitable for you at a lower cost.

1. Sales charges

There are no sales charges for Series I units of the Fund.

2. Fund expenses

You don't pay these expenses directly. They affect you because they reduce the Fund's returns. Investors negotiate and pay the management and advisory fees for Series I units directly. CI Global Asset Management pays all operating expenses.

As of December 31, 2025, the expenses of Series I were 0.11% of the value of this series. This equals \$1.10 for every \$1,000 invested.

Invesco Global Balanced ESG ETF Fund - Series I

2. Fund expenses (continued)

	Annual rate (as a % of the Fund's value)
Management expense ratio (MER) This is the total of the Fund's operating expenses.	Nil
Trading expense ratio (TER) This is the Fund's trading costs.	0.11%
Fund expenses	0.11%

More about the trailing commission

CI Global Asset Management does not pay trailing commissions in respect of Series I units of the Fund.

3. Other fees

You may have to pay other fees when you buy, hold, sell or switch Series I units of the Fund.

Fee	What you pay
Short-term trading fee	If you redeem or switch within 30 days of purchase, CI Global Asset Management reserves the right to charge, on behalf of the Fund, a short-term trading fee of 2% on top of any other fees that may apply.
Management and advisory fee	Investors negotiate and pay the management and advisory fee for Series I units directly. The maximum annual management and advisory fee that may be payable to CI Global Asset Management is 1.35%.

What if I change my mind?

Under securities law in some provinces and territories, you have the right to:

- withdraw from an agreement to buy mutual funds within two business days after you receive a simplified prospectus or Fund Facts document,

or

- cancel your purchase within 48 hours after you receive confirmation of the purchase.

In some provinces and territories, you also have the right to cancel a purchase or, in some jurisdictions, claim damages if the simplified prospectus, Fund Facts document or financial statements contain a misrepresentation. You must act within the time limit set by the securities legislation in your province or territory.

For more information, see the securities law of your province or territory or ask a lawyer.

For more information

Contact CI Global Asset Management or your representative for a copy of the Fund's simplified prospectus or other disclosure documents. These documents and this Fund Facts make up the Fund's legal documents.

CI Global Asset Management
15 York Street, Second Floor
Toronto, Ontario Canada M5J 0A3
Toll Free: 1 (800) 792-9355
Email: service@ci.com
www.ci.com

To learn more about investing in mutual funds, see the brochure **Understanding mutual funds**, which is available on the website of the Canadian Securities Administrators at securities-administrators.ca.

CI Global Asset Management is a registered business name of CI Investments Inc.
Invesco® and all associated trademarks are trademarks of Invesco Holding Company Limited, and used by CI Global Asset Management under licence.