



Invesco Strategic Yield Fund - Series PT6

This document contains key information you should know about Invesco Strategic Yield Fund (the "Fund"). You can find more detailed information in the Fund's simplified prospectus. For a copy, ask your representative, contact Invesco Canada Ltd. at 1.800.874.6275 or inquiriescanada@invesco.com, or visit our website at invesco.com/ca.

Before you invest in any fund, consider how the fund would work with your other investments and your tolerance for risk.

Notice: On January 13, 2026, Invesco Canada Ltd. (the "Manager") announced that it has entered into a definitive agreement to sell the management agreements relating to its Canadian fund business to CI Investments Inc., operating as CI Global Asset Management ("CI GAM"). Under the terms of the agreement and subject to the receipt of all necessary consents and approvals, CI GAM will become the investment fund manager, trustee and portfolio manager of the Fund (the "Transaction").

The Transaction is subject to receipt of applicable regulatory approvals as well as satisfaction of other customary closing conditions. The change in manager of the Fund is subject to approval by securityholders of the Fund (collectively, "Securityholders"). The Manager has called a special meeting of Securityholders to consider the change of manager, which is expected to be held on or about April 13, 2026. Should the Fund not obtain the requisite Securityholder approval, the Fund will be terminated. Assuming satisfaction of all approvals and conditions, the Transaction is expected to close by the end of the second quarter of 2026.

New purchases under the Deferred Sales Charge option, Low Load option or Lower Load 4 option are no longer permitted. If you currently hold shares or units of an Invesco Canada Fund under any of these purchase options, you may make a permitted switch to the Fund under the same purchase option. In such circumstances, you will maintain the redemption fee schedule and rates outlined in the simplified prospectus offered in the year those other Fund shares or units were originally purchased.

Quick facts

	SC	DSC	LL	LL4
Fund code (C\$ option)	75673	75671	75675	75679
Date series started	August 12, 2013			
Total value of the Fund on November 30, 2025	\$27.4 million			
Management expense ratio (MER)	2.06%			

Fund manager	Invesco Canada Ltd.
Portfolio manager	Invesco Canada Ltd.
Distributions	Income and/or amounts treated as returns of capital, paid monthly, Target Rate of 6% of prior year-end NAV; capital gains, if any, paid annually in December
Minimum investment	Initial: \$100,000 spread among all Invesco Canada Funds, excluding any investments in Series PTF or Series PTFU shares or units Subsequent: No minimum

What does the Fund invest in?

The Fund invests primarily in a diversified portfolio of global fixed-income, dividend-paying and other income-oriented mutual funds or securities. To reduce the impact of exchange-rate fluctuations, derivatives are used to passively hedge approximately half of the Fund's foreign-currency exposure.

The charts below give you a snapshot of the Fund's investments on November 30, 2025. The Fund's investments will change.

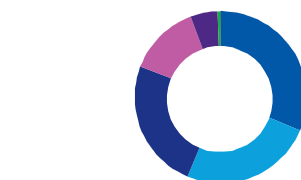
Top 10 investments (November 30, 2025)

1. Invesco Global Equity Income Advantage Fund	24.99%
2. U.S. Treasury strip bonds*	13.52%
3. Invesco Canadian Dividend Index ETF	9.77%
4. Invesco Fundamental High Yield Corporate Bond ETF	9.64%
5. Invesco High Yield Bond Factor ETF	9.59%
6. Invesco Emerging Markets Sovereign Debt ETF	7.77%
7. Invesco Preferred ETF	6.10%
8. Invesco Emerging Market Corporate Bond Fund	4.99%
9. Invesco Long Term Government Bond Index ETF	4.33%
10. Invesco RAFI Developed Markets ex-U.S. ETF	2.53%
Total percentage of top 10 investments	93.23%
Total number of investments	14

*Debt instrument

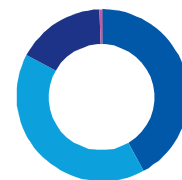
Investment mix (November 30, 2025)

Asset class allocation



Fixed-income exchange-traded funds (ETFs)	31.33%
Equity mutual funds	24.99%
Equity exchange-traded funds (ETFs)	24.49%
Government bonds	13.52%
Fixed-income mutual funds	4.99%
Cash, cash equivalents and money market funds	0.55%
Other net assets	0.13%

Geographic allocation



Global	42.09%
United States	40.70%
Canada	16.53%
Cash, cash equivalents and money market funds	0.55%
Other net assets	0.13%

Invesco Strategic Yield Fund - Series PT6

How risky is it?

The value of the Fund can go down as well as up. You could lose money.

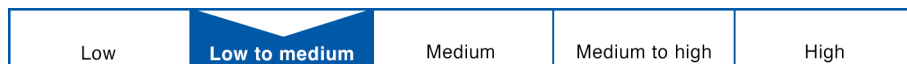
One way to gauge the risk is to look at how much a fund's returns change over time. This is called "volatility."

In general, funds with higher volatility will have returns that change more over time. They typically have a greater chance of losing money and may have a greater chance of higher returns. Funds with lower volatility tend to have returns that change less over time. They typically have lower returns and may have a lower chance of losing money.

Risk rating

Invesco Canada Ltd. has rated the volatility of this Fund as **Low to medium**.

This rating is based on how much the Fund's returns have changed from year to year. It doesn't tell you how volatile the Fund will be in the future. The rating can change over time. A fund with a low risk rating can still lose money.



For more information about the risk rating and specific risks that can affect the Fund's returns, see the *What are the specific risks of investing in a mutual fund?* section of the Fund's simplified prospectus.

No guarantees

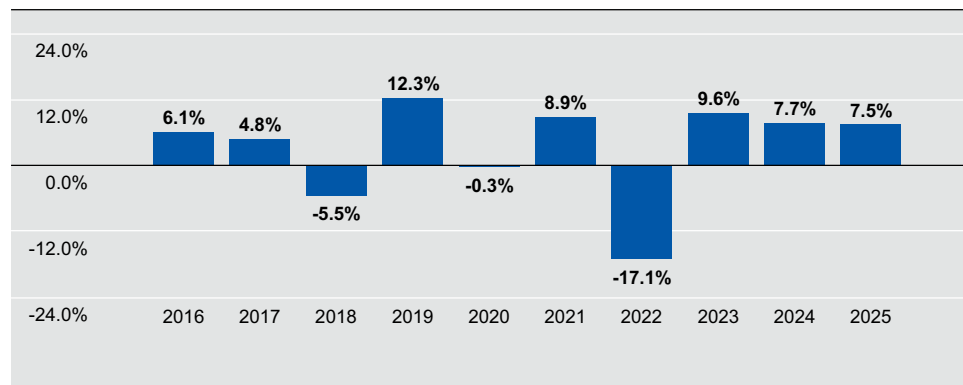
Like most mutual funds, this Fund doesn't have any guarantees. You may not get back the amount of money you invest.

How has the Fund performed?

This section tells you how Series PT6 units of the Fund have performed over the past 10 years. Returns are after expenses have been deducted. These expenses reduce the Fund's returns.

Year-by-year returns

This chart shows how Series PT6 units of the Fund performed in each of the past 10 years. The Fund dropped in value in three of the 10 years. The range of returns and change from year to year can help you assess how risky the Fund has been in the past. It does not tell you how the Fund will perform in the future.



Best and worst three-month returns

This table shows the best and worst returns for the Series PT6 units of the Fund in a three-month period over the past 10 years. The best and worst three-month returns could be higher or lower in the future. Consider how much of a loss you could afford to take in a short period of time.

	Return	Three months ending	If you invested \$1,000 at the beginning of the period
Best return	9.1%	January 31, 2024	Your investment would rise to \$1,091
Worst return	-14.3%	March 31, 2020	Your investment would drop to \$857

Average return

A person who invested \$1,000 in Series PT6 units of the Fund 10 years ago now has \$1,348. This works out to an annual compound return of 3.03%.

Who is this Fund for?

Investors who:

- Are seeking an income-oriented investment that can utilize a broad range of yield-producing asset classes
- Want an investment that will shift allocations based on market conditions
- Are comfortable with low to medium risk

Series PT6 is appropriate for investors who want to receive regular distributions.

A word about tax

In general, you'll have to pay income tax on any money you make on a fund. How much you pay depends on the tax laws where you live and whether you hold the fund in a registered plan, such as a registered retirement savings plan or a tax-free savings account.

Keep in mind that if you hold your fund in a non-registered account, fund distributions are included in your taxable income, whether you get them in cash or have them reinvested.

Invesco Strategic Yield Fund - Series PT6

How much does it cost?

The following tables show the fees and expenses you could pay to buy, own and sell Series PT6 units of the Fund. The fees and expenses, including any commissions, can vary among series of a fund and among funds. Higher commissions can influence representatives to recommend one investment over another. Ask about other funds and investments that may be suitable for you at a lower cost.

1. Sales charges

You may pay a sales charge when you buy Series PT6 units of the Fund.

Sales charge option	What you pay		How it works
	In per cent (%)	In dollars (\$)	
Initial Sales Charge	0% to 5% of the amount you pay	\$0 to \$50 on every \$1,000 you pay	<ul style="list-style-type: none"> ■ You and your representative decide on the rate ■ The initial sales charge is deducted from the amount you pay. It goes to your representative's firm as a commission

2. Fund expenses

You don't pay these expenses directly. They affect you because they reduce the Fund's returns.

As of September 30, 2025, the expenses of Series PT6 were 2.14% of the value of this series. This equals \$21.40 for every \$1,000 invested.

Annual rate (as a % of the Fund's value)

Management expense ratio (MER)

This is the total of the Fund's management fee (which includes the trailing commission) and operating expenses. Invesco Canada Ltd. waived some of the Fund's expenses. If it had not done so, the MER would have been higher.

2.06%

Trading expense ratio (TER)

This is the Fund's trading costs.

0.08%

Fund expenses

2.14%

More about the trailing commission

The trailing commission is an ongoing commission. It is paid for as long as you own the Fund. It is for the services and advice that your representative and their firm provide to you. Invesco Canada Ltd. pays the trailing commission to your representative's firm. It is paid from the Fund's management fee and is based on the value of your investment. The rate depends on the sales charge option you choose.

Sales charge option	Amount of trailing commission	
	In per cent (%)	In dollars (\$)
Initial Sales Charge	1.00% of the value of your investment each year	This equals \$10.00 each year for every \$1,000 invested.
Deferred Sales Charge	0.50% ¹ of the value of your investment each year	This equals \$5.00 each year for every \$1,000 invested.
Low Load	1.00% of the value of your investment each year	This equals \$10.00 each year for every \$1,000 invested.
Lower Load 4	0.50% ² of the value of your investment each year	This equals \$5.00 each year for every \$1,000 invested.

¹ 1.00% after seven years for assets purchased between August 11, 2010 and May 27, 2022. ² 1.00% after four years.

3. Other fees

You may have to pay other fees when you buy, hold, sell or switch Series PT6 units of the Fund.

Fee	What you pay
Short-term trading fee	If you redeem or switch within 30 days of purchase, Invesco Canada Ltd. reserves the right to charge, on behalf of the Fund, a short-term trading fee of 2% on top of any other fees that may apply.
Switch fee	Your representative's firm may charge you a fee of up to 2% of the value of the units you switch to another Invesco Canada Fund. You and your representative negotiate the fee.

Invesco Strategic Yield Fund - Series PT6

What if I change my mind?

Under securities law in some provinces and territories, you have the right to:

- withdraw from an agreement to buy mutual funds within two business days after you receive a simplified prospectus or Fund Facts document,

or

- cancel your purchase within 48 hours after you receive confirmation of the purchase.

In some provinces and territories, you also have the right to cancel a purchase or, in some jurisdictions, claim damages if the simplified prospectus, Fund Facts document or financial statements contain a misrepresentation. You must act within the time limit set by the securities legislation in your province or territory.

For more information, see the securities law of your province or territory or ask a lawyer.

For more information

Contact Invesco Canada Ltd. or your representative for a copy of the Fund's simplified prospectus or other disclosure documents. These documents and this Fund Facts make up the Fund's legal documents.

Invesco Canada Ltd.

16 York Street, Suite 1200

Toronto, Ontario M5J 0E6

Telephone: 1.800.874.6275

inquiriescanada@invesco.com

invesco.com/ca

To learn more about investing in mutual funds, see the brochure **Understanding mutual funds**, which is available on the website of the Canadian Securities Administrators at securities-administrators.ca.

Invesco is a registered business name of Invesco Canada Ltd.

Invesco® and all associated trademarks are trademarks of Invesco Holding Company Limited, used under licence.

© Invesco Canada Ltd., 2026

PSISYPE_PT6(01/26)