



Invesco Global Dividend ESG ETF Fund - Series A

This document contains key information you should know about Invesco Global Dividend ESG ETF Fund (the "Fund"). You can find more detailed information in the Fund's simplified prospectus. For a copy, ask your representative, contact Invesco Canada Ltd. at 1.800.874.6275 or inquiriescanada@invesco.com, or visit our website at invesco.com/ca.

Before you invest in any fund, consider how the fund would work with your other investments and your tolerance for risk.

Notice: On January 13, 2026, Invesco Canada Ltd. (the "Manager") announced that it has entered into a definitive agreement to sell the management agreements relating to its Canadian fund business to CI Investments Inc., operating as CI Global Asset Management ("CI GAM"). Under the terms of the agreement and subject to the receipt of all necessary consents and approvals, CI GAM will become the investment fund manager, trustee and portfolio manager of the Fund (the "Transaction").

The Transaction is subject to receipt of applicable regulatory approvals as well as satisfaction of other customary closing conditions. The change in manager of the Fund is subject to approval by securityholders of the Fund (collectively, "Securityholders"). The Manager has called a special meeting of Securityholders to consider the change of manager, which is expected to be held on or about April 13, 2026. Should the Fund not obtain the requisite Securityholder approval, the Fund will be terminated. Assuming satisfaction of all approvals and conditions, the Transaction is expected to close by the end of the second quarter of 2026.

Quick facts

| | |
|---|------------------|
| | SC |
| Fund code (C\$ option) | 58203 |
| Date series started | January 19, 2010 |
| Total value of the Fund on November 30, 2025 | \$31.8 million |
| Management expense ratio (MER) | 1.67% |

| | |
|---------------------------|---|
| Fund manager | Invesco Canada Ltd. |
| Portfolio manager | Invesco Canada Ltd. |
| Distributions | Income and/or amounts treated as returns of capital, paid monthly; capital gains, if any, paid annually in December |
| Minimum investment | Initial: \$500 Subsequent: No minimum |

What does the Fund invest in?

The Fund invests in securities of Invesco S&P/TSX Canadian Dividend Aristocrats ESG Index ETF (TSX ticker: ICAE), CAD Hedged Units of Invesco S&P US Dividend Aristocrats ESG Index ETF (TSX ticker: IUAE) and CAD Hedged Units of Invesco S&P International Developed Dividend Aristocrats ESG Index ETF (TSX ticker: IIAE) which are exchange-traded funds that, together, invest in dividend-paying equity securities of companies located in developed markets anywhere in the world. These Invesco ETFs are designed to replicate the performance of underlying indexes which incorporate certain environmental, social and governance criteria as part of their methodology.


The charts below give you a snapshot of the Fund's investments on November 30, 2025. The Fund's investments will change.

Top 10 investments (November 30, 2025)

| | |
|---|---------------|
| 1. Invesco S&P US Dividend Aristocrats ESG Index ETF | 49.32% |
| 2. Invesco S&P International Developed Dividend Aristocrats ESG Index ETF | 35.34% |
| 3. Invesco S&P/TSX Canadian Dividend Aristocrats ESG Index ETF | 14.93% |
| 4. Canadian Dollar Cash Management Fund | 0.24% |
| 5. Cash and cash equivalents | 0.08% |
| Total percentage of top 10 investments | 99.91% |
| Total number of investments | 5 |

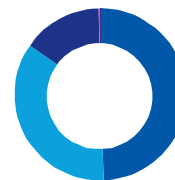
Investment mix (November 30, 2025)

Asset class allocation



| | |
|---|--------|
| Equity exchange-traded funds (ETFs) | 99.59% |
| Cash, cash equivalents and money market funds | 0.32% |
| Other net assets | 0.09% |

Geographic allocation



| | |
|---|--------|
| United States | 49.32% |
| Global | 35.34% |
| Canada | 14.93% |
| Cash, cash equivalents and money market funds | 0.32% |
| Other net assets | 0.09% |

How risky is it?

The value of the Fund can go down as well as up. You could lose money.

One way to gauge the risk is to look at how much a fund's returns change over time. This is called "volatility."

In general, funds with higher volatility will have returns that change more over time. They typically have a greater chance of losing money and may have a greater chance of higher returns. Funds with lower volatility tend to have returns that change less over time. They typically have lower returns and may have a lower chance of losing money.

Risk rating

Invesco Canada Ltd. has rated the volatility of this Fund as **Medium**.

This rating is based on how much the Fund's returns have changed from year to year. It doesn't tell you how volatile the Fund will be in the future. The rating can change over time. A fund with a low risk rating can still lose money.



For more information about the risk rating and specific risks that can affect the Fund's returns, see the *What are the specific risks of investing in a mutual fund?* section of the Fund's simplified prospectus.

No guarantees

Like most mutual funds, this Fund doesn't have any guarantees. You may not get back the amount of money you invest.

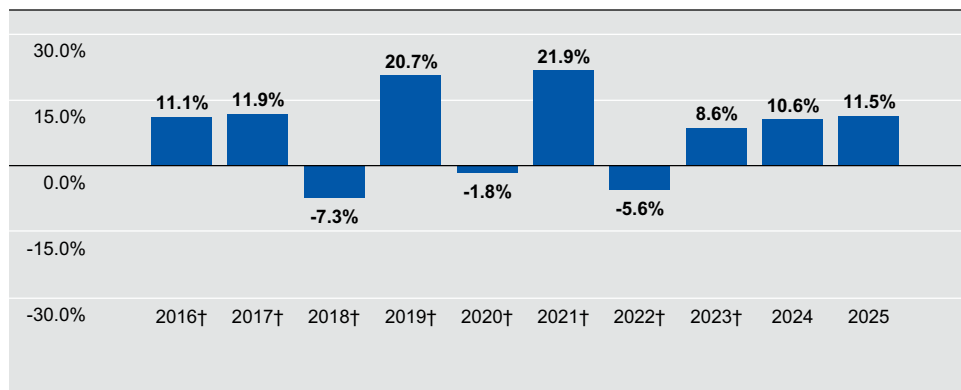
Invesco Global Dividend ESG ETF Fund - Series A

How has the Fund performed?

This section tells you how Series A units of the Fund have performed over the past 10 years. Returns are after expenses have been deducted. These expenses reduce the Fund's returns.

Year-by-year returns

This chart shows how Series A units of the Fund performed in each of the past 10 years. The Fund dropped in value in three of the 10 years. The range of returns and change from year to year can help you assess how risky the Fund has been in the past. It does not tell you how the Fund will perform in the future.



† On July 27, 2023, the Fund's investment objectives and strategies were changed. The performance of this Fund for the period prior to this date would have been different had the current investment objectives and strategies been in place during that period.

Best and worst three-month returns

This table shows the best and worst returns for the Series A units of the Fund in a three-month period over the past 10 years. The best and worst three-month returns could be higher or lower in the future. Consider how much of a loss you could afford to take in a short period of time.

| | Return | Three months ending | If you invested \$1,000 at the beginning of the period |
|---------------------|--------|---------------------|--|
| Best return | 13.1% | January 31, 2021 | Your investment would rise to \$1,131 |
| Worst return | -23.9% | March 31, 2020 | Your investment would drop to \$761 |

Average return

A person who invested \$1,000 in Series A units of the Fund 10 years ago now has \$2,108. This works out to an annual compound return of 7.74%.

Who is this Fund for?

Investors who:

- Want an investment that employs environmental, social and governance (ESG) oriented investment strategies as part of their fundamental investment objectives
- Want capital growth over the long term
- Want exposure to global dividend-paying equities
- Own, or plan to own, other types of investments to diversify their holdings
- Are comfortable with medium risk

The Fund is not appropriate if you have a short-term investment horizon.

A word about tax

In general, you'll have to pay income tax on any money you make on a fund. How much you pay depends on the tax laws where you live and whether you hold the fund in a registered plan, such as a registered retirement savings plan or a tax-free savings account.

Keep in mind that if you hold your fund in a non-registered account, fund distributions are included in your taxable income, whether you get them in cash or have them reinvested.

How much does it cost?

The following tables show the fees and expenses you could pay to buy, own and sell Series A units of the Fund. The fees and expenses, including any commissions, can vary among series of a fund and among funds. Higher commissions can influence representatives to recommend one investment over another. Ask about other funds and investments that may be suitable for you at a lower cost.

Invesco Global Dividend ESG ETF Fund - Series A

1. Sales charges

You may pay a sales charge when you buy Series A units of the Fund.

| Sales charge option | What you pay | | How it works |
|-----------------------------|--------------------------------|--------------------------------------|---|
| | In per cent (%) | In dollars (\$) | |
| Initial Sales Charge | 0% to 5% of the amount you pay | \$0 to \$50 on every \$1,000 you pay | <ul style="list-style-type: none"> ■ You and your representative decide on the rate ■ The initial sales charge is deducted from the amount you pay. It goes to your representative's firm as a commission |

2. Fund expenses

You don't pay these expenses directly. They affect you because they reduce the Fund's returns.

As of June 30, 2025, the expenses of Series A were 1.73% of the value of this series. This equals \$17.30 for every \$1,000 invested.

Annual rate (as a % of the Fund's value)

| | |
|---|--------------|
| Management expense ratio (MER) | 1.67% |
| This is the total of the Fund's management fee (which includes the trailing commission) and operating expenses. | |
| Trading expense ratio (TER) | 0.06% |
| This is the Fund's trading costs. | |
| Fund expenses | 1.73% |

More about the trailing commission

The trailing commission is an ongoing commission. It is paid for as long as you own the Fund. It is for the services and advice that your representative and their firm provide to you. Invesco Canada Ltd. pays the trailing commission to your representative's firm. It is paid from the Fund's management fee and is based on the value of your investment. The rate of the trailing commission for this series of the Fund is 1.00% of the value of your investment each year. This equals \$10.00 each year for every \$1,000 invested.

3. Other fees

You may have to pay other fees when you buy, hold, sell or switch Series A units of the Fund.

| Fee | What you pay |
|-------------------------------|--|
| Short-term trading fee | If you redeem or switch within 30 days of purchase, Invesco Canada Ltd. reserves the right to charge, on behalf of the Fund, a short-term trading fee of 2% on top of any other fees that may apply. |
| Switch fee | Your representative's firm may charge you a fee of up to 2% of the value of the units you switch to another Invesco Canada Fund. You and your representative negotiate the fee. |

What if I change my mind?

Under securities law in some provinces and territories, you have the right to:

- withdraw from an agreement to buy mutual funds within two business days after you receive a simplified prospectus or Fund Facts document,

or

- cancel your purchase within 48 hours after you receive confirmation of the purchase.

In some provinces and territories, you also have the right to cancel a purchase or, in some jurisdictions, claim damages if the simplified prospectus, Fund Facts document or financial statements contain a misrepresentation. You must act within the time limit set by the securities legislation in your province or territory.

For more information, see the securities law of your province or territory or ask a lawyer.

Invesco Global Dividend ESG ETF Fund - Series A

For more information

Contact Invesco Canada Ltd. or your representative for a copy of the Fund's simplified prospectus or other disclosure documents. These documents and this Fund Facts make up the Fund's legal documents.

Invesco Canada Ltd.

16 York Street, Suite 1200

Toronto, Ontario M5J 0E6

Telephone: 1.800.874.6275

inquiriescanada@invesco.com

invesco.com/ca

To learn more about investing in mutual funds, see the brochure **Understanding mutual funds**, which is available on the website of the Canadian Securities Administrators at **securities-administrators.ca**.

Invesco is a registered business name of Invesco Canada Ltd.

The S&P ESG High Yield Dividend Aristocrats FMC Weighted Index, the S&P International Developed Ex-North America & Korea ESG Dividend Aristocrats FMC Weighted Index and the S&P/TSX Canadian ESG Dividend Aristocrats FMC Weighted Index (the "Indices") are a product of S&P Dow Jones Indices LLC or its affiliates ("SPDJI") and have been licensed for use by Invesco Capital Management LLC and its sublicensees (collectively, the "Licensees"). S&P® and Dividend Aristocrats® are registered trademarks of S&P Global or its affiliates ("S&P"); Dow Jones® is a registered trademark of Dow Jones Trademark Holdings LLC ("Dow Jones"); and these trademarks have been licensed for use by SPDJI and sublicensed for certain purposes by Licensee. Invesco Global Dividend ESG ETF Fund is not sponsored, endorsed, sold or promoted by SPDJI, Dow Jones, S&P and their respective affiliates and none of such parties make any representation regarding the advisability of investing in such products nor do they have any liability for any errors, omissions, or interruptions of the Indices.

Invesco® and all associated trademarks are trademarks of Invesco Holding Company Limited, used under licence.

© Invesco Canada Ltd., 2026

PSPGDAE_A(01/26)