



Invesco NASDAQ 100 Index ETF Fund - Series F

This document contains key information you should know about Invesco NASDAQ 100 Index ETF Fund (the "Fund"). You can find more detailed information in the Fund's simplified prospectus. For a copy, ask your representative, contact Invesco Canada Ltd. at 1.800.874.6275 or inquiriescanada@invesco.com, or visit our website at invesco.com/ca.

Before you invest in any fund, consider how the fund would work with your other investments and your tolerance for risk.

Notice: On January 13, 2026, Invesco Canada Ltd. (the "Manager") announced that it has entered into a definitive agreement to sell the management agreements relating to its Canadian fund business to CI Investments Inc., operating as CI Global Asset Management ("CI GAM"). Under the terms of the agreement and subject to the receipt of all necessary consents and approvals, CI GAM will become the investment fund manager, trustee and portfolio manager of the Fund (the "Transaction").

The Transaction is subject to receipt of applicable regulatory approvals as well as satisfaction of other customary closing conditions. The change in manager of the Fund is subject to approval by securityholders of the Fund (collectively, "Securityholders"). The Manager has called a special meeting of Securityholders to consider the change of manager, which is expected to be held on or about April 13, 2026. Should the Fund not obtain the requisite Securityholder approval, the Fund will be terminated. Assuming satisfaction of all approvals and conditions, the Transaction is expected to close by the end of the second quarter of 2026.

Quick facts

| | | | |
|---|------------------|---------------------------|---|
| Fund code (C\$ option) | 6257 | Fund manager | Invesco Canada Ltd. |
| Date series started | January 28, 2021 | Portfolio manager | Invesco Canada Ltd. |
| Total value of the Fund on November 30, 2025 | \$70.8 million | Distributions | Income, if any, and/or amounts treated as returns of capital, if any, paid quarterly in March, June, September, and December; capital gains, if any, paid annually in December. |
| Management expense ratio (MER) | 0.31% | Minimum investment | Initial: \$500 Subsequent: No minimum |

What does the Fund invest in?

The Fund invests either in securities of Invesco NASDAQ 100 ETF (NASDAQ ticker: QQQM) or Invesco NASDAQ 100 Index ETF – CAD Hedged Units (TSX ticker: QQC.F), or directly in companies listed on The Nasdaq Stock Market in order to replicate the Nasdaq-100 Index[®], which measures the performance of the 100 largest non-financial companies listed on The Nasdaq Stock Market. If the Fund invests in shares of Invesco NASDAQ 100 ETF or in securities that make up the Nasdaq-100 Index[®], because these investments are traded in U.S. dollars, the Fund will seek to reduce the risk of exchange-rate fluctuations between the U.S. and Canadian dollars by hedging its U.S.-dollar exposure.

The charts below give you a snapshot of the Fund's investments on November 30, 2025. The Fund's investments will change.

Top 10 investments of the underlying ETF (November 30, 2025)

| | |
|---|---------------|
| 1. NVIDIA Corp. | 9.09% |
| 2. Apple Inc. | 8.74% |
| 3. Microsoft Corp. | 7.73% |
| 4. Alphabet Inc. | 7.60% |
| 5. Broadcom Inc. | 6.62% |
| 6. Amazon.com, Inc. | 5.26% |
| 7. Tesla Inc. | 3.31% |
| 8. Meta Platforms, Inc. | 2.97% |
| 9. Netflix, Inc. | 2.38% |
| 10. Costco Wholesale Corp. | 2.11% |
| Total percentage of top 10 investments | 55.81% |
| Total number of investments | 102 |

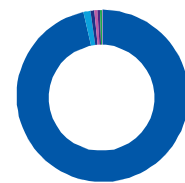
Investment mix (November 30, 2025)

Sector allocation of the underlying ETF



| | |
|---|--------|
| Information technology | 54.81% |
| Communication services | 15.72% |
| Consumer discretionary | 12.82% |
| Health care | 4.90% |
| Consumer staples | 4.52% |
| Industrials | 3.69% |
| Other sectors | 1.95% |
| Utilities | 1.43% |
| Cash, cash equivalents and money market funds | 0.12% |
| Other net assets | 0.04% |

Geographic allocation of the underlying ETF



| | |
|---|--------|
| United States | 96.33% |
| Canada | 1.33% |
| Netherlands | 0.73% |
| Brazil | 0.55% |
| United Kingdom | 0.50% |
| China | 0.40% |
| Cash, cash equivalents and money market funds | 0.12% |
| Other net assets | 0.04% |

Invesco NASDAQ 100 Index ETF Fund - Series F

How risky is it?

The value of the Fund can go down as well as up. You could lose money.

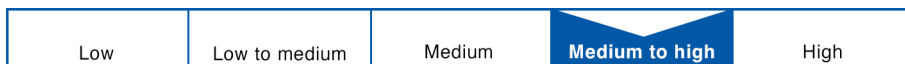
One way to gauge the risk is to look at how much a fund's returns change over time. This is called "volatility."

In general, funds with higher volatility will have returns that change more over time. They typically have a greater chance of losing money and may have a greater chance of higher returns. Funds with lower volatility tend to have returns that change less over time. They typically have lower returns and may have a lower chance of losing money.

Risk rating

Invesco Canada Ltd. has rated the volatility of this Fund as **Medium to high**.

This rating is based on how much the Fund's returns have changed from year to year. It doesn't tell you how volatile the Fund will be in the future. The rating can change over time. A fund with a low risk rating can still lose money.



For more information about the risk rating and specific risks that can affect the Fund's returns, see the *What are the specific risks of investing in a mutual fund?* section of the Fund's simplified prospectus.

No guarantees

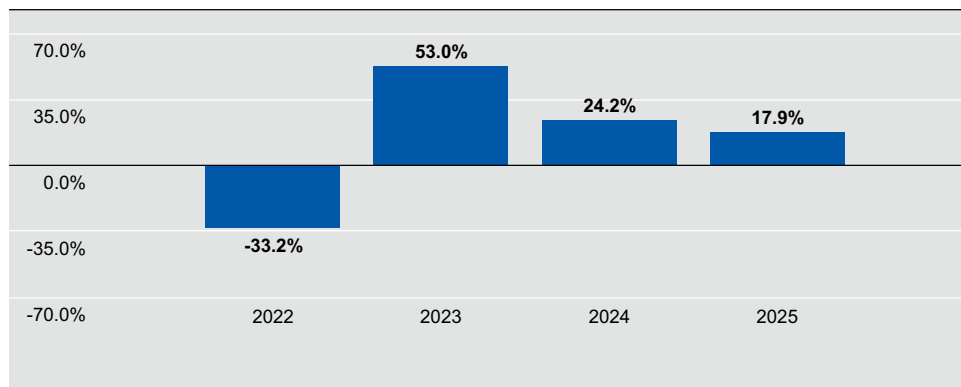
Like most mutual funds, this Fund doesn't have any guarantees. You may not get back the amount of money you invest.

How has the Fund performed?

This section tells you how Series F units of the Fund have performed over the past four years. Returns are after expenses have been deducted. These expenses reduce the Fund's returns.

Year-by-year returns

This chart shows how Series F units of the Fund performed in each of the past four years. The Fund dropped in value in one of the four years. The range of returns and change from year to year can help you assess how risky the Fund has been in the past. It does not tell you how the Fund will perform in the future.



Best and worst three-month returns

This table shows the best and worst returns for the Series F units of the Fund in a three-month period over the past four years. The best and worst three-month returns could be higher or lower in the future. Consider how much of a loss you could afford to take in a short period of time.

| | Return | Three months ending | If you invested \$1,000 at the beginning of the period |
|---------------------|--------|---------------------|--|
| Best return | 20.4% | March 31, 2023 | Your investment would rise to \$1,204 |
| Worst return | -22.6% | June 30, 2022 | Your investment would drop to \$774 |

Average return

A person who invested \$1,000 in Series F units of the Fund at its inception now has \$1,803. This works out to an annual compound return of 12.72%.

Who is this Fund for?

Investors who:

- Want capital growth over the long term
- Want exposure to U.S. equities
- Own, or plan to own, other types of investments to diversify their holdings
- Are comfortable with medium to high risk
- Want exposure to foreign equity securities but wish to minimize exposure to fluctuations in foreign currency relative to the Canadian dollar

The Fund is not appropriate if you have a short-term investment horizon.

A word about tax

In general, you'll have to pay income tax on any money you make on a fund. How much you pay depends on the tax laws where you live and whether you hold the fund in a registered plan, such as a registered retirement savings plan or a tax-free savings account.

Keep in mind that if you hold your fund in a non-registered account, fund distributions are included in your taxable income, whether you get them in cash or have them reinvested.

Invesco NASDAQ 100 Index ETF Fund - Series F

How much does it cost?

The following tables show the fees and expenses you could pay to buy, own and sell Series F units of the Fund. The fees and expenses, including any commissions, can vary among series of a fund and among funds. Higher commissions can influence representatives to recommend one investment over another. Ask about other funds and investments that may be suitable for you at a lower cost.

1. Sales charges

There are no sales charges for Series F units of the Fund.

2. Fund expenses

You don't pay these expenses directly. They affect you because they reduce the Fund's returns.

As of June 30, 2025, the expenses of Series F were 0.31% of the value of this series. This equals \$3.10 for every \$1,000 invested.

| | Annual rate (as a % of the Fund's value) |
|---|--|
| Management expense ratio (MER) This is the total of the Fund's management fee and operating expenses. | 0.31% |
| Trading expense ratio (TER) This is the Fund's trading costs. | 0.00% |
| Fund expenses | 0.31% |

More about the trailing commission

Invesco Canada Ltd. does not pay trailing commissions in respect of Series F units of the Fund.

3. Other fees

You may have to pay other fees when you buy, hold, sell or switch Series F units of the Fund.

| Fee | What you pay |
|--------------------------------|--|
| Short-term trading fee | If you redeem or switch within 30 days of purchase, Invesco Canada Ltd. reserves the right to charge, on behalf of the Fund, a short-term trading fee of 2% on top of any other fees that may apply. |
| Investment advisory fee | If you hold this series of units in a fee-based account at your representative's firm, your representative's firm may charge you an investment advisory fee which you negotiate with your representative. Invesco Canada Ltd. may have an arrangement with your representative's firm to collect the investment advisory fee (plus any applicable taxes) from you on behalf of your representative's firm. Where such an arrangement exists, the maximum annual investment advisory fee that we will collect from you is 1.50% (excluding applicable taxes) and the fee (plus any applicable taxes) is collected by redeeming some of the units you own of the Fund. |
| Fees for services | If you hold this series of units in an account with a dealer that does not make a suitability determination, such as a discount broker, your dealer may charge you fees when you buy, switch, and/or redeem such units. You should confirm these fees with your dealer. |

What if I change my mind?

Under securities law in some provinces and territories, you have the right to:

- withdraw from an agreement to buy mutual funds within two business days after you receive a simplified prospectus or Fund Facts document,

or

- cancel your purchase within 48 hours after you receive confirmation of the purchase.

In some provinces and territories, you also have the right to cancel a purchase or, in some jurisdictions, claim damages if the simplified prospectus, Fund Facts document or financial statements contain a misrepresentation. You must act within the time limit set by the securities legislation in your province or territory.

For more information, see the securities law of your province or territory or ask a lawyer.

Invesco NASDAQ 100 Index ETF Fund - Series F

For more information

Contact Invesco Canada Ltd. or your representative for a copy of the Fund's simplified prospectus or other disclosure documents. These documents and this Fund Facts make up the Fund's legal documents.

Invesco Canada Ltd.

16 York Street, Suite 1200

Toronto, Ontario M5J 0E6

Telephone: 1.800.874.6275

inquiriescanada@invesco.com

invesco.com/ca

To learn more about investing in mutual funds, see the brochure **Understanding mutual funds**, which is available on the website of the Canadian Securities Administrators at **securities-administrators.ca**.

Invesco is a registered business name of Invesco Canada Ltd.

Nasdaq-100 Index® is a registered trademark of Nasdaq, Inc. (which with its affiliates is referred to as the "Corporations") and is licensed for use by Invesco Capital Management LLC and sub-licensed by Invesco Canada Ltd. Invesco NASDAQ 100 Index ETF Fund (the "Product") has not been passed on by the Corporations as to its legality or suitability. The Product is not issued, endorsed, sold, or promoted by the Corporations. THE CORPORATIONS MAKE NO WARRANTIES AND BEAR NO LIABILITY WITH RESPECT TO THE PRODUCT.

Invesco® and all associated trademarks are trademarks of Invesco Holding Company Limited, used under licence.

© Invesco Canada Ltd., 2026

PSNASIE_F(01/26)